

Public Document Pack



NOTICE OF MEETING

Meeting	Executive Member for Education Decision Day
Date and Time	Wednesday, 21st February, 2018 at 2.00 pm
Place	Chute Room, Ell Court, The Castle, Winchester
Enquiries to	members.services@hants.gov.uk

John Coughlan CBE
Chief Executive
The Castle, Winchester SO23 8UJ

FILMING AND BROADCAST NOTIFICATION

This meeting may be recorded and broadcast live on the County Council's website. The meeting may also be recorded and broadcast by the press and members of the public – please see the Filming Protocol available on the County Council's website.

AGENDA

A: Key Decisions (non-exempt/confidential)

1. NORTHERN JUNIOR SCHOOL, PROPOSED GROUP ROOM EXTENSION (Pages 3 - 14)

To consider a report of the Director of Culture, Communities and Business Services regarding Northern Junior School.

B: Non-Key Decisions (non-exempt/confidential)

2. DETERMINATION OF 2019/20 ADMISSION ARRANGEMENTS (Pages 15 - 106)

To consider a report of the Director of Children's Services regarding 2019/20 admission arrangements.

3. SCHOOL TERM AND HOLIDAY DATES FOR 2019/20 (Pages 107 - 116)

To consider a report of the Director of Children's Services regarding the school term and holiday dates for 2019/20.

ABOUT THIS AGENDA:

On request, this agenda can be provided in alternative versions (such as large print, Braille or audio) and in alternative languages.

ABOUT THIS MEETING:

The press and public are welcome to attend the public sessions of the meeting. If you have any particular requirements, for example if you require wheelchair access, please contact members.services@hants.gov.uk for assistance.

County Councillors attending as appointed members of this Committee or by virtue of Standing Order 18.5; or with the concurrence of the Chairman in connection with their duties as members of the Council or as a local County Councillor qualify for travelling expenses.

HAMPSHIRE COUNTY COUNCIL

Decision Report

Decision Maker:	Executive Member for Education
Date:	21 February 2018
Title:	Northern Junior Community School Proposed Group Rooms
Report From:	Director of Culture, Communities and Business Services

Contact names: Steve Clow and Bob Wallbridge

Tel: 01962 847858
01962 847894

Email: steve.clow@hants.gov.uk
bob.wallbridge@hants.gov.uk

1. Recommendations

- 1.1. That the Executive Member for Education gives approval to the project proposals for the Group Rooms at Northern Junior Community School, at an estimated total cost of £382,000.

2. Executive Summary

- 2.1 This report seeks approval to the project proposals for the permanent expansion of Northern Junior Community School in Portchester. In order to provide the necessary teaching accommodation, two former classrooms will be brought back into use to provide the necessary teaching spaces. To offset the loss of these former classroom spaces which are currently used for group room activities, three new group rooms are to be built. This will increase the capacity of the school from 180 to 240 pupils and is estimated total cost of £382,000.

3. Scope of Work

- 3.1 It is proposed to construct a new extension to provide 3 group rooms and additional toilet facilities to Northern Junior Community School.

4. Contextual Information

- 4.1. The school's net Published Admission Number is currently 45 and there are currently 159 pupils on roll. This project is required to increase the published admission number to 60.
- 4.2. Funding for the project was approved at the Executive Lead Member for Children's Services Decision Day on 15 January 2018 and this report outlines the available budget from within which the project must be designed and delivered.

5. Finance

- 5.1. Capital Expenditure:

The Capital Expenditure has already been approved; the following tables outline the breakdown of its distribution across the project:

Capital Expenditure	Current Estimate	Capital Programme
	£'000	£'000
Buildings	328	343
Fees	54	57
	382	400*

* The means by which the difference between the Current Estimate and the Capital Programme allocation is to be met are shown in the table below:

5.2. Sources of Funding:

Financial Provision for Total Scheme	Buildings £'000	Fees £'000	Total Cost £'000
1. From Own Resources			
a) Capital Programme (as above)	343	57	400
Total	343	57	400

a) Building Cost:

Net Cost = £2,185per m²

Gross Cost = £3,350per m²

b) Furniture & Equipment:

Included in the above figures is an allocation of approximately £12,000 for the provision of all loose furniture, fittings, equipment and I.T. (inclusive of fees).

c) School Balances:

The school has the following level of balances:

Published revenue balance as at 31 March 2017: £185,354.13

Devolved capital as at 31 March 2017: £5,237.99

5.3. Revenue Issues:

a) Overview of Revenue Implications:

b)

(a) Employees	(b) Other	(a+b) *Net Current	(c) Capital	(a + b + c) Total Net
------------------	--------------	-----------------------	----------------	--------------------------

	£'000	£'000	Expenditure £'000	Charges £'000	Expenditure £'000
Revenue Implications Additional + / Reductions	0	0	0	22	22

c) Energy Costs:

The estimated annual energy consumption for the new accommodation will meet that required by current Building Regulations.

d) Energy Consumption:

The estimated annual energy consumption for the new accommodation will meet that required by current Building Regulations.

6. Details of site and existing Infrastructure

- 6.1. Northern Junior Community School is located off Richmond Rise in Portchester.
- 6.2. The School site is located in a residential area within Portchester.
- 6.3. It is situated on the upper slopes of Portsdown Hill overlooking Portsmouth Harbour and the Isle of Wight.
- 6.4. Northern Junior School was built in 1962 and the existing building is of a two storey traditional construction with a pitched roof.
- 6.5. The existing mains services and drainage infrastructure at the site will be sufficient to accommodate the project proposals.

7. Scope of the Project

- 7.1. The expansion works at Northern Junior Community School will include:
 - Small Group Rooms (1 large and 2 Small Group Rooms)
 - 2 Adult Toilets
 - Store
- 7.2. It is proposed that the works be procured through the HCC Minor Works Framework.
- 7.3. It is anticipated that works will commence on site during summer 2018 and complete during autumn 2018.
- 7.4. It is proposed that the contractor will access the school site by the main school entrance off Richmond Rise. The contractor's compound will be located in the School Car Park.
- 7.5. No deliveries or movements of vehicles will take place at the start or end of the school day, in order to avoid traffic conflict when pupils are arriving at or departing from the school.

7.6. The school site will remain in use during the construction period and local management arrangements will be put in place to manage the health and safety impact to all users.

8. The Proposed Building

- 8.1. Northern Junior Community School will be of traditional brick and block construction. Part of the existing corridor connecting the proposed extension with the school will also be refurbished as part of the project.
- 8.2. The proposed extension will compliment the design of the existing building including matching the brickwork of the existing school and there will be durable aluminium windows and doors and a high performance roof finish.

9. External Works

- 9.1. The external landscape proposals at Northern Junior Community School will include:
- Widening of the existing pedestrian path from the Red Barn Avenue entrance to the school.
 - New bicycle/scooter storage for use by pupils.

10. Planning

- 10.1. The size and scope of proposed works are within the current regulations for permitted development and so therefore the extension does not require planning permission.

11. Building Management

- 11.1. The existing building management arrangements will remain in place.

12. Professional Resources

Architectural	- Culture, Communities & Business Services
Landscape	- Culture, Communities & Business Services
Mechanical & Electrical	- Culture, Communities & Business Services
Structural Engineering	- Culture, Communities & Business Services
Quantity Surveying	- Culture, Communities & Business Services
Principal Designer	- Culture, Communities & Business Services
Drainage	- Economy, Transport and Environment

13. Consultations

- 13.1. The following have been consulted during the development of this project and feedback can be seen in overview in Appendix C:

Headteacher
School Governors
Children's Services
Executive Lead Member for Education
Local County Councillor
Fire Officer
Access Officer
Planning Department

14. Risk & Impact Issues

14.1. Please see Appendix B for a summary of the risk and impact issues considered in relation to the design of this project.

CORPORATE OR LEGAL INFORMATION:**Links to the Strategic Plan**

Hampshire maintains strong and sustainable economic growth and prosperity:	Yes
People in Hampshire live safe, healthy and independent lives:	Yes
People in Hampshire enjoy a rich and diverse environment:	Yes
People in Hampshire enjoy being part of strong, inclusive communities:	Yes

Other Significant Links

Links to previous Member decisions:		
<u>Title</u>	<u>Reference</u>	<u>Date</u>
Children's Services Capital Programme		15.01.18
Direct links to specific legislation or Government Directives		
<u>Title</u>	<u>Date</u>	

Section 100 D - Local Government Act 1972 - background documents

The following documents discuss facts or matters on which this report, or an important part of it, is based and have been relied upon to a material extent in the preparation of this report. (NB: the list excludes published works and any documents which disclose exempt or confidential information as defined in the Act.)

<u>Document</u>	<u>Location</u>
None	

RISK & COMBINED IMPACT ASSESSMENT:

1. Equality Duty

1.1 The County Council has a duty under Section 149 of the Equality Act 2010 ('the Act') to have due regard in the exercise of its functions to the need to:

- Eliminate discrimination, harassment and victimisation and any other conduct prohibited under the Act;
- Advance equality of opportunity between persons who share a relevant protected characteristic (age, disability, gender reassignment, pregnancy and maternity, race, religion or belief, gender and sexual orientation) and those who do not share it;
- Foster good relations between persons who share a relevant protected characteristic and persons who do not share it.

Due regard in this context involves having due regard in particular to:

- a) The need to remove or minimise disadvantages suffered by persons sharing a relevant characteristic connected to that characteristic;
- b) Take steps to meet the needs of persons sharing a relevant protected characteristic different from the needs of persons who do not share it;
- c) Encourage persons sharing a relevant protected characteristic to participate in public life or in any other activity which participation by such persons is disproportionately low.

1.2 Equality Impact Assessment:

- a) The positive impact of the building will provide new spaces on the ground floor giving new accessible spaces for teaching small groups including specialist SEN lessons. The building has been designed to be fully accessible.

Crime Prevention Issues:

2.1 The County Council has a legal obligation under Section 17 of the Crime and Disorder Act 1998 to consider the impact of all the decisions it makes on the prevention of crime and disorder in the County. The proposals in this report have no impact on the prevention of crime.

3. Fire Risk Assessment

3.1 Sprinkler systems shall be installed in new and refurbished buildings where appropriate, based upon a risk assessment methodology.

3.2 With respect to fire safety and property protection, the proposals have been risk assessed in line with the agreed Property Services procedures, and confirmed that the provision of sprinklers is not required in this instance.

3.3 The proposals will meet the requirements of the Building Regulations (BB100 Fire Safety in Schools), including enhancements beyond minimum provision, and are consistent with current fire safety legislation, the partnership arrangement with Hampshire Fire and Rescue Services, and are in line with the County Council's policy to manage corporate risk.

3.4 The project proposals include the following fire safety and enhanced features:

Additional automatic fire protection, with full (24/7) remote monitoring.

External finishes specified as fire resistant.

Reduced fire compartment sizes.

Consideration of secure by design principles including specific site security, bin storage away from building, external lighting etc.

4. Health and Safety

4.1 Design risk assessments, pre-construction health & safety information and a Health & Safety File will be produced and initiated in accordance with the Construction Design and Management Regulations for the proposed scheme.

5. Climate Change:

5.1 The project will incorporate the following sustainability features:

A highly insulated building envelope for the extension including high performance windows, doors and roof lights to reduce energy consumption.

Energy efficient lighting and heating controls, as each light fitting will be day-light linked with absence detection to ensure the minimum energy is used.

External lighting to provide safe access and emergency escape routes that will be carefully designed to prevent light pollution to avoid nuisance to residential properties.

Low water-consumption sanitary installations.

Natural ventilation to main spaces with night-time cooling strategy.

Provision of good levels of day lighting to all teaching areas to reduce the need for artificial lighting and energy use.

Solar controlled glass will be installed to south facing windows to assist in the control of solar gain.

The use of timber from sustainable sources.

FEEDBACK FROM CONSULTEES:**OTHER EXECUTIVE MEMBERS:**

Executive Member & Portfolio	Reason for Consultation	Date Consulted	Response:
Councillor Keith Mans, Executive Lead Member for Children's Services	Portfolio Holder		

OTHER FORMAL CONSULTEES:

Member/ Councillor	Reason for Consultation	Date Consulted	Response:
Councillor Roger Price	Local Member for Fareham Portchester		XXX

This page is intentionally left blank

**Northern Junior
Community School
Portchester
School Extension
Proposed Site & Building
Plans**

Key:
a Northern Junior Community School

b Northern Infants Community School

- | | |
|--------------|---------------------------------------|
| Non-Teaching | 1. Reception & Waiting |
| | 2. General Office |
| | 3. Head Teacher |
| | 4. Staff Room |
| | 5. WCs |
| | 6. Kitchen & Servery |
| | 7. Plant & Non-teaching Stores |
| Teaching | 8. Hall |
| | 9. Classrooms - Reception |
| | 10. Classrooms - Key Stage 1&2 |
| | 11. Learning Resource / Library |
| | 12. Specialist Practical |
| | 13. Studio/ Small Hall/ Music & Drama |
| | 14. Small Group Room (SEN) |
| | 15. ICT Suite |
| External | 16. Car Park |
| | 17. Games Court |
| | 18. Hard Play |
| | 19. Soft Play |
| | 20. Habitat |
| | 21. Pitch |

General Teaching - New Build
General Teaching - Refurbishment.

Non-Teaching - New Build
Non-Teaching - Refurbishment.

Circulation

Site Boundary

Pedestrian Access

Vehicular Access

Contractor Access

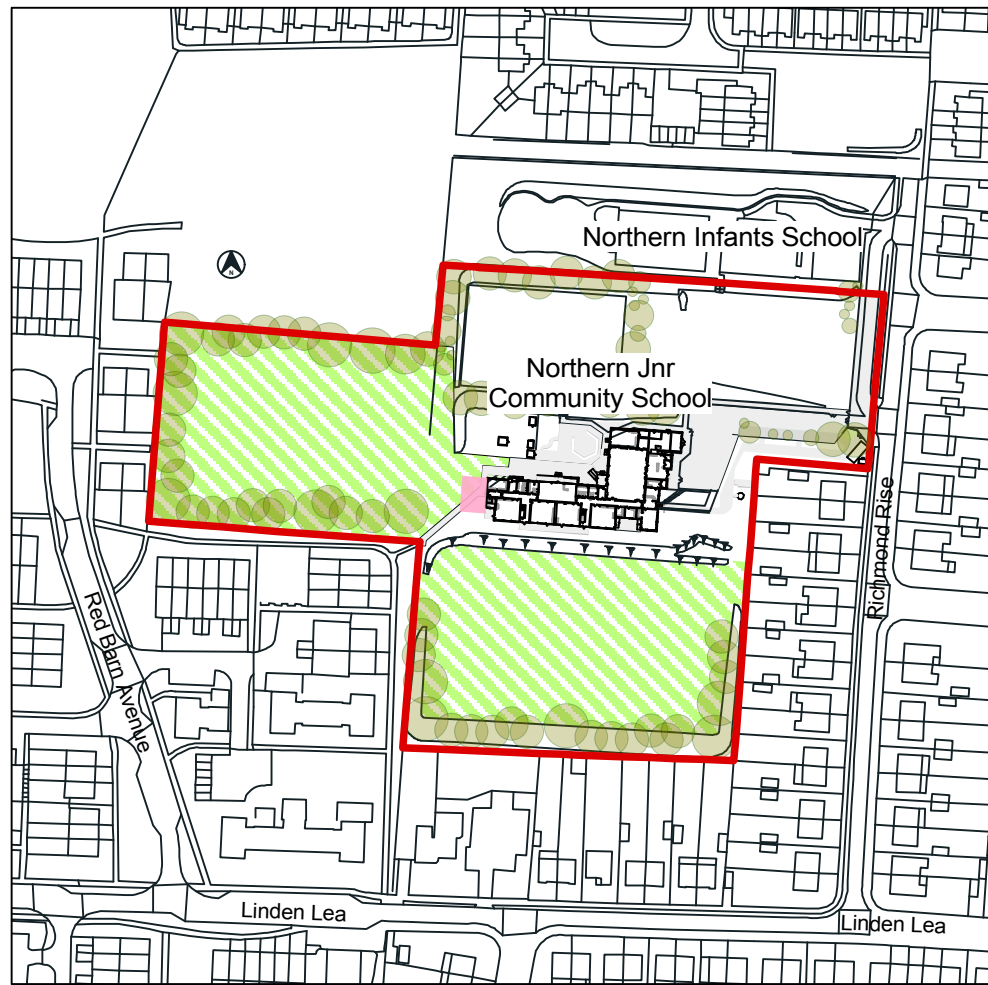
© Crown Copyright and database rights
2017. All rights reserved. HCC
100019180.

Project Appraisal

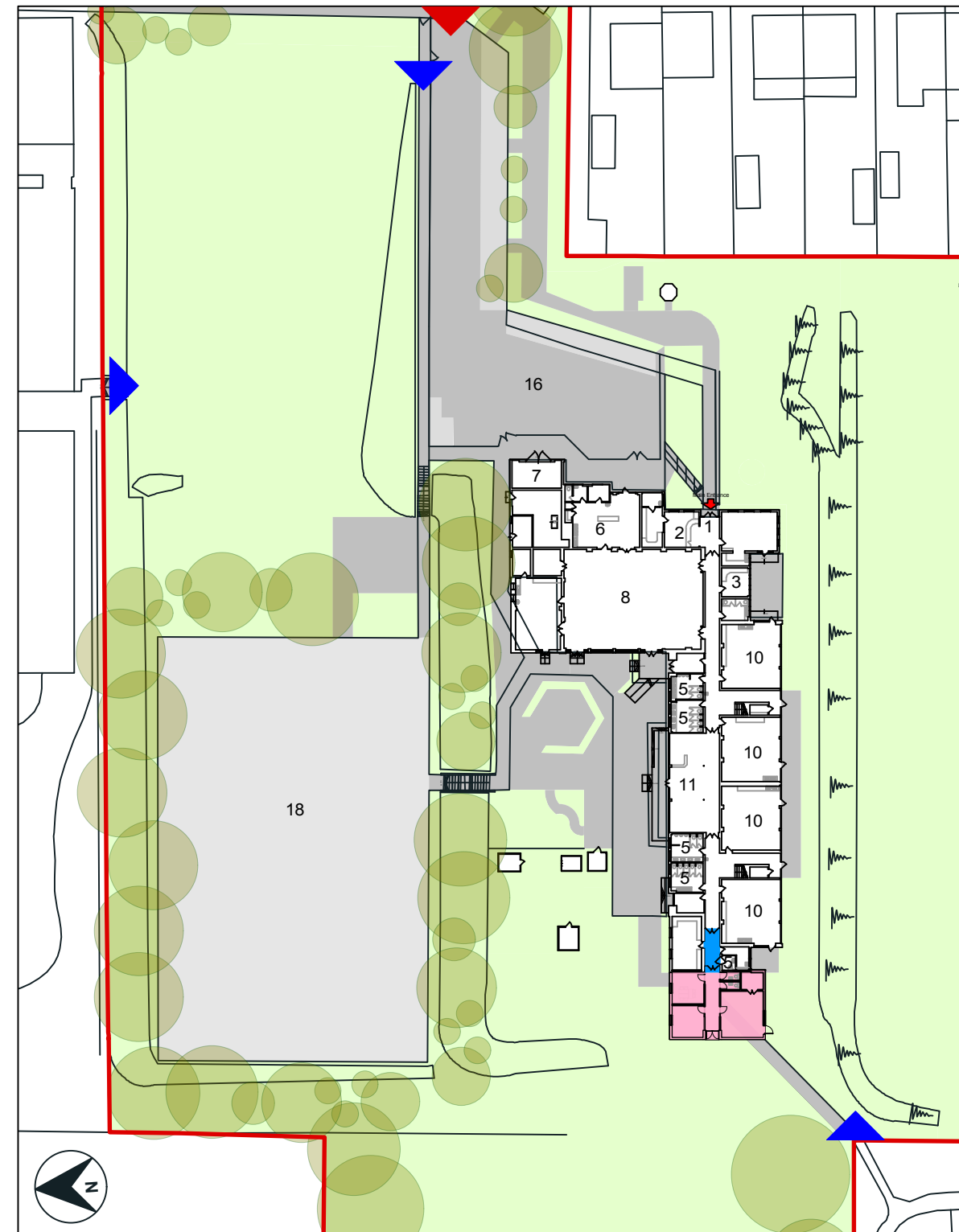
Not to Scale

P11748 - A.100_Rev A

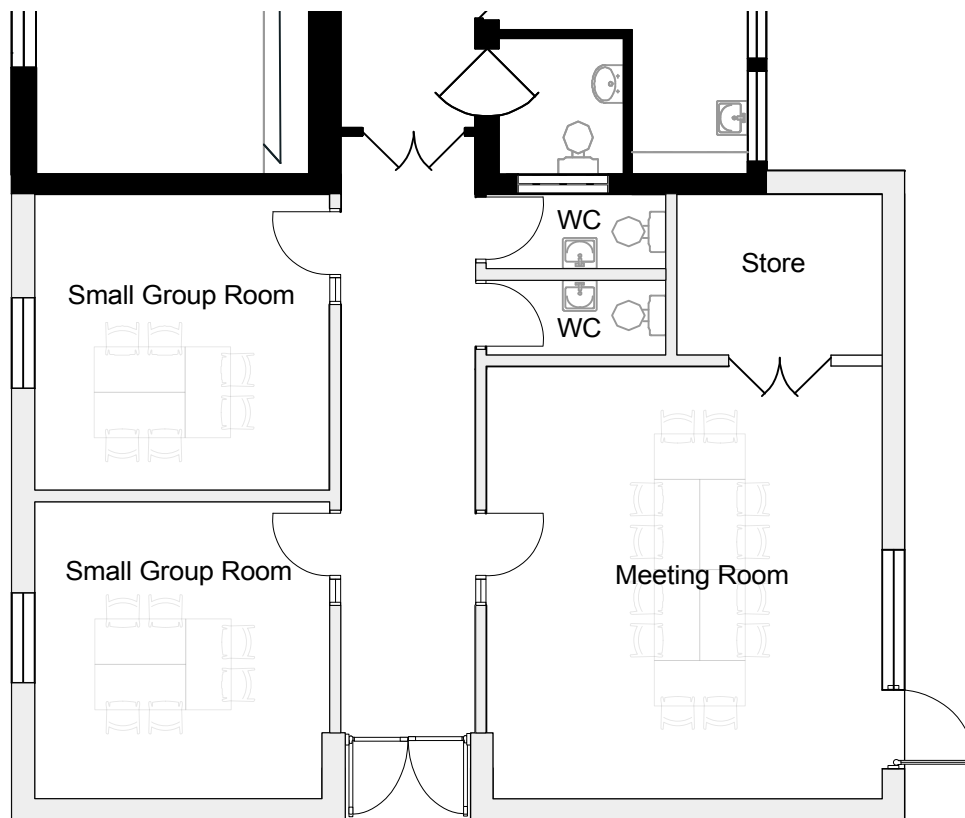
Nov 2017



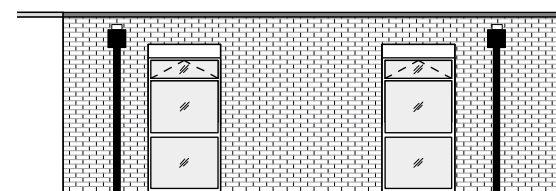
Existing Site Location



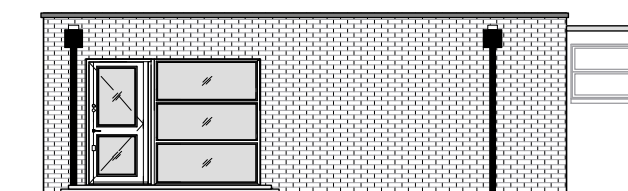
Proposed Site Plan



Plan of proposed extension



Proposed North Elevation



Proposed South Elevation

This page is intentionally left blank

HAMPSHIRE COUNTY COUNCIL

Decision Report

Decision Maker:	Executive Member for Education
Date:	21 February 2018
Title:	Determination of 2019/20 admission arrangements
Report From:	Director of Children's Services

Contact name: Ros Capey

Tel: 01962 846234

Email: Rosalind.capey@hants.gov.uk

1. Recommendation(s)

1.1. That the Executive Member for Education approve the proposed admission arrangements for the admission rounds for applying for school places in the academic year 2019/20. The admission arrangements have gone through the approved consultation process and have been recommended by Hampshire's Admission Forum and are documented in:

- the revised admission policies for community and voluntary controlled (VC) schools set out in Annexes A, B, C, D and E the school specific criteria listed in Annexe F;
- the 2019 published admission numbers (PANs) for community and VC schools set out in Annexes G and H;
- the review of some community and voluntary controlled school catchments, set out at Annexes I, J, K, L and M;
- the admission policy for Nursery Units attached to maintained schools set out in Annexe N.

1.2. That the Director of Children's Services, having regard to any advice from the Admission Forum, be given delegated authority to amend the list of school specific criteria as appropriate during the course of the academic year; in consultation with the Executive Member.

2. Executive Summary

2.1. The purpose of this paper is to inform the Executive Member on the consultation carried out regarding the admission arrangements for the main admissions round for entry to school in September 2019, following advice from Hampshire's Admission Forum, schools and other interested parties.

2.2. This paper seeks to set out the legislative background to the project, look at the key issues behind the proposed changes and present the detail of the proposed admission arrangements.

3. Contextual information

- 3.1. The existing School Admissions Code came into force on 19 December 2014 and School Admissions Appeal Code came into force on 1 February 2012. Further references refer to the School Admissions Code (SAC).
- 3.2. The County Council is the admission authority for all community and voluntary controlled schools within Hampshire and is therefore responsible for determining the admission arrangements for these schools. Hampshire provides a co-ordinated and centralised main round process. For in-year admissions, schools and the authority support parents in making an application. Regulations require all admission authorities (i.e. LAs and the governing bodies of academies and voluntary aided and foundation schools, referred to in this report as “own admission authority” (OAA) schools) to determine their school admission arrangements for 2019/20 by 28 February 2018 and to have notified other admission authorities and published the admission arrangements on their website by 15 March 2018.
- 3.3. The term ‘admission arrangements’ means the overall procedure, practices and oversubscription criteria used in deciding on the allocation of school places including any device or means used to determine whether a school place is to be offered (normally a supplementary information form is used by OAA schools where priority for admission cannot be determined from the information on the LA’s form). In the case of the LA, this includes a County admission policy with which community and voluntary controlled schools’ policies must comply. A list of school specific criteria also form part of the admission arrangements. In Hampshire there is a separate policy for entry at Year R, Year 3 and Year 7 and for nurseries. Separate policies for junior schools which are in a federation with their linked infant school and for all-through schools (with the age range 4-16) have also been devised (for first implementation in September 2018). The admission arrangements also include the published admission number (PAN) for each community and voluntary controlled school.
- 3.4. Admissions authorities must consult by 31 January in the determination year on their admission arrangements, unless there are no changes proposed. Consultation with schools, neighbouring local authorities and parents on the County’s 2019 admission policies and PANs has been carried out in two phases:
 - 25 September – 20 October 2017: consultations with schools on the co-ordinated scheme, PANs and the proposed admission policies;
 - 04 December 2017 - 20 January 2018: statutory consultation with schools, other local authorities and parents on the intended arrangements, including any revised PANs. Consultation documents included any revisions advised by Forum and recommended by senior management in response to the informal consultation with schools.

3.5. Throughout the consultation for 2019/20 admissions, particular attention has been paid to the consultations on PANs in order to find a proper balance between the effective management of school places and the successful expression of parental preference. The number of four year old pupils needing school places has continued to increase and this has led to pressures in certain areas of the county. The consultation in September gathered information on both individual schools' requests to change their PAN and schools' responses to proposals by the LA to change the PAN. All proposed changes are shown in the consultation documents, with proposed reductions highlighted since any reduction to a PAN requires wider consultation. For all proposed PAN changes the authority carries out the required statutory consultation.

3.6. The Admission Forum, which ceased to be a statutory body in February 2012, has been maintained by the LA because of the vital scrutiny role that it provides and the Executive Member for Education has committed himself to "have regard" to the advice of the Admission Forum. The Hampshire Admission Forum is made up of advocates for children, schools and families from a variety of settings including county councillors, Headteachers representing the range of schools in the County, representatives of the Church of England and Roman Catholic dioceses, the armed forces, special educational needs, ethnic minorities, early years providers and school governors. The Forum is advised by LA officers and meets four times a year to consider issues relating to school admissions. The statutory consultation process for the 2019/20 arrangements was considered at the September and November meetings of the Hampshire Admission Forum.

4. Finance

4.1. There are no direct financial implications related to the proposed changes to the admission arrangements although it should be recognised that the admission arrangements are a vital component of the County Council's school place planning function.

5. Performance

5.1. The proposed changes to the Co-ordinated Scheme, detailed in paragraph 7.4, will enable late applicants in the main admissions rounds to submit their applications online, (where previously they have been required to complete a paper application form) which support the County Council's digital program and will provide administrative efficiencies and small savings. Additionally, the reduced time-scales for the processing of late applications will improve the service provided to schools and parents who will receive the outcome of a late application earlier.

5.2. The annual review of Admission numbers and subsequent proposal of a reduction to a lower number for the identified schools, will better support those schools in managing their budget pressures and in making efficient use of resources.

6. Consultation and Equalities

- 6.1. There have been five responses to the public consultation on the County Council's proposed changes to the admission policy over-subscription criteria and PANs for 2019/20. All five responses were from Hampshire headteachers; one secondary school academy and four primary phase schools for whom the County Council is the admissions authority. Three of the respondents were seeking further clarity on the proposed change to the medical criterion, with concern that the social aspect being proposed would result in a significant increase in parental claims under the criterion. Another respondent has indicated their support for the proposed PAN reduction at St James' CE Primary School, Emsworth, from 34 to 30 to support the school's budget management; one respondent expressed their support for the change to the linked criterion proposed in the secondary school policy and the remaining response was asking for clarity on the 'displaced sibling' arrangement which has been in the policy since September 2014. No comments received have been against the introduction of any of the proposed changes to the policies or PANs.
- 6.2. For the catchment area reviews detailed at Annexes I, J, K, L and M, each schools' governing body has been consulted and affected families written to ahead of the statutory consultation on the proposed arrangements. There were 26 responses to these consultations and these are included at Annexe O:
- 6.3. Hounsome Fields and Kennel Farm developments, in Basingstoke (details at Annexe I); the consultation received no responses.
- 6.4. Leep Lane, The Haven and housing North of Clayhall Road, in Gosport (details at Annexe J); the consultation received one response which was fully supportive of the proposed catchment change.
- 6.5. Land South of Bursledon Road, Land at Jurd Way/West of Hamble Lane (Kingfisher Grange), Land North of Cranbury Gardens and Berry Farm developments, in Eastleigh Borough (details at Annexe K); the consultation received 18 responses: 13 responses supported the proposed shared catchment areas; two responses preferred option two; two responses objected to any of the proposed changes and one response expressed no preference.
- 6.6. Land East of Dodwell Lane (Latitude) and all existing properties directly East of Dodwell Lane, in Eastleigh Borough (details at Annexe L); the consultation received five responses, all of which were supportive of the proposed catchment change.
- 6.7. Land East of Sovereign Drive and Precosa Road, the Boorley Park and Crows Nest developments, in Eastleigh Borough (details at Annexe M); the consultation received two responses which were fully supportive of the proposed shared catchment area.
- 6.8. No adverse impact in regard to race, culture, gender or disability arising from this report has been identified. However, to ensure that the admission arrangements allow for the best interests of all children to be properly taken

into account when applying the published policy an equality impact assessment has been undertaken.

7. Other Key Issues - *the detail behind the proposed changes*

7.1 The informal consultation with all Hampshire schools carried out during the autumn term 2017, provided an opportunity for governing bodies, administrative staff and headteachers to provide feedback and express a view as to whether they would support proposed changes in Hampshire's admissions arrangements for 2019. The consultation, which was published to all schools, was conducted online and asked respondents to declare their role and school status before responding to a series of closed questions with the opportunity to provide further comment.

7.2 There were 48 responses from 44 schools (under 9% of schools in the County), from a mix of head teacher and governing body responses (of which 41 were from Community and voluntary controlled schools).

7.3 The following features were recommended for consultation with schools by the Admission Forum:

- a review of the co-ordinated scheme
- a revision of the medical criterion to include social reasons and to specify what evidence would be accepted to support any applications under the criterion
- an amendment to the linked school criterion in the secondary policy

7.4. A review of the Co-ordinated Scheme

The Co-ordinated Scheme sets out general principles and key actions in the administration of the main admissions round and refers to the processes for handling all applications received up to and including 31 August 2019 for a school place in the year of entry September 2019. Each year all local authorities must formulate a scheme which details how main round applications will be co-ordinated and to which all publicly funded schools within their area will comply. Where there are no changes to the scheme the local authority must consult on the scheme at least once every seven years. Where the scheme is substantially different from the previous academic year, the local authority must consult the other admission authorities in the area and neighbouring local authorities. There is no requirement for wider/public consultation and the Executive Member for Education is not required to determine the proposed changes.

7.5. Schools were asked about their experience of delays in processing late main round applications (those received after the national closing date) and for their views on changes to the timescales for processing late applications removing the 15 day delay to processing applications which was the design of the existing scheme. The proposal would be supported by a move to online late applications removing the administrative requirement to input paper applications into the admissions system. The Admissions team has found it very difficult to recover that catch up period with the impact being that parents

have to wait for their outcomes and potentially miss out on schools' induction sessions.

7.6. The majority of schools were supportive of the proposed change to the timescales for administering late applications. The Admissions Forum recognised the support from schools for this change. No comments have been received from other admission authorities or neighbouring LAs concerning the proposed changes to the scheme and therefore it has been agreed by senior officers.

7.7. Infant/primary, junior, secondary and all-through admissions policies for community and voluntary controlled schools 2019/20 (Annexe A, Annexe B, Annexe C, Annex D and Annex E)

Admission policies set out how applications for each school are prioritised and provide key dates for the year in question.

7.8. Schools were asked to consider whether they would support a change to the medical criterion from "*serious medical, physical and psychological condition*" to "*a serious medical or social need*", to reflect the LA's wish to be able to consider evidence from non-medical professionals such as social care or education professionals who may wish to support the priority of an application for exceptional social reasons. Additionally in order to ensure compliance with the School Admissions Code (SAC), '*clear details about what supporting evidence will be required*' was added to the proposed policy. The majority of schools indicated their agreement to this change, but there were 11 schools that were concerned that the criterion could be applied too widely, thus increasing the number of children that would be eligible under the criterion. Admissions Forum considered schools responses and concerns and consequently the criterion was amended to identify from whom evidence would be accepted and a guidance note was also added to provide further clarity for applicants:

'Medical need' does not include mild medical conditions, such as asthma or allergies. 'Social need' does not include a parent's wish that a child attends the school because of a child's aptitude or ability or because their friends attend the school.

This guidance was further expanded in light of obligation in the Code for admission authorities to "*set out in their arrangements how they [applicants] will define this need*". This additional guidance should address the concerns of those in schools.

Under the current process many applications are received seeking to apply the medical criterion but only a very few are approved as it is a high bar to prove it is essential the child attends the preferred school. In the same way, applications under the new proposed medical criterion for 2019 would also be measured against the same high bar. Each case is considered by a panel of officers as well as by the school and should anyone conclude that the medical criterion does not apply, then the application is considered under the other over-subscription criteria, whichever are applicable.

Forum recommends, based on school responses and those of senior officers, that the proposed amendments to the medical criterion should be agreed within the County Council's policy for 2019.

- 7.9. Schools were asked to consider an amendment to the **linked school criterion in the secondary policy** to make it consistent with the linked criterion in the junior school policy. The junior school policy refers to "children living out of the catchment area of the school who *at the time of application* are on the roll of the linked infant school". The words "at the time of application" are not included in the linked school criterion of the secondary policy. The proposed change would ensure that applicants who are refused a place at their linked secondary school in the main admission round for Year 7 retain their linked school status on the waiting list for one academic year after the end of the main admission round (i.e. until the end of Year 7). The majority of schools who responded to the consultation supported the proposed change to the County's secondary admission policy.

Forum recommends, based on school responses and those of senior officers, that the proposed amendments to the linked school criterion should be agreed within the County Council's secondary policy for 2019.

7.10. **School specific criteria** (Annexe F)

The County Council's policies apply to admissions to all community and voluntary controlled schools within Hampshire. The Admission Forum has, in the past, recognised that there are some cases where a small amount of flexibility is advised in relation to individual school policies. This is to avoid situations where rigid implementation of the LA policy would lead to unacceptable anomalies. The required flexibility is delivered through school specific criteria, which includes, for example, the use of walking route as the method for measurement of distance for tiebreaker purposes (as an alternative to the straight line method) to suit particular local circumstances, or a criterion giving priority to children attending the linked infant school.

- 7.11. The need to centralise the administration of the main admissions round makes it more difficult to accommodate school specific criteria. Schools are advised that continuing to operate a school specific criterion may require them to directly support the processing of applications to the school.
- 7.12. Annexe F lists all proposed school specific criteria for 2019, supported by the Admission Forum who considered these at their November and January meetings. **The list given at Annexe F, therefore, is recommended with the support of the Admission Forum to the Executive Member for his agreement.**
- 7.13. **Published Admission Numbers (PANs) for infant/primary, junior and secondary schools** (Annexe G and Annexe H)

Every year, the LA must, as part of its admission arrangements, publish on its website the number of pupils who will be admitted to each school (the PAN). The LA consults governing bodies of community and voluntary controlled schools annually on the proposed PAN for their school. At its meeting in November 2017, Hampshire Admission Forum considered all PANs where a

change from the 2018 figure is proposed. The enclosed tables for primary phase schools (Annexe G) and secondary schools (Annexe H) give the PAN for 2018 and the proposed PAN for 2019. If a school has specialist resourced SEN provision, the pupils to be admitted to this provision are usually, but not always, included within the PAN.

- 7.15. It is proposed that the PAN for nine primary phase schools and two secondary schools increase in line with strategic planning of places or when requested by schools. It should be noted that there is also a proposal to reduce the PAN at 17 primary phase schools, shown at Annexe G and one secondary school shown at Annexe H. Each schools' governing body has made cogent educational and curricular arguments in favour of the reduction and it is the LA's view that the proposed reductions do not compromise the LA's duty to provide school places for local residents.
- 7.16. The governors of community and voluntary controlled schools are able to object to the Schools Adjudicator if they consider that the PAN proposed by the LA is not appropriate for their school. An objection to a decision by the LA to increase or keep the same PAN at a community or voluntary controlled school cannot be brought, except where the objection is brought by the governing body of the school. An objection to the lowering of a PAN may be made to the Schools Adjudicator by a parent or other interested party.

8. Catchment area reviews (Annexe I, J, K, L & M)

- 8.1. The SAC states that a catchment area is a geographical area, from which children may be afforded priority for admission to a particular school. A catchment area is part of a school's admission arrangements and must therefore be consulted upon, determined and published in the same way as other admission arrangements. Catchment areas must be designed so that they are reasonable and clearly defined. Catchment areas do not prevent parents who live outside the catchment of a particular school from expressing a preference for the school. Hampshire's admission arrangements include catchment areas to reinforce the LA's commitment to ensuring that, as far as possible, schools serve their local community.
- 8.2. Every year, the LA must, as part of its school place planning function, ensure that there are sufficient school places for Hampshire residents and for any new communities arising from housing development. Where the development is sufficient in scale to require a new school to be built the LA will follow up all relevant guidance in relation to establishing an academy (free school) via the 'free school presumption'. The LA must then review the catchment areas of any surrounding community and voluntary controlled schools to ensure that they remain reasonable: ensuring extended communities are not fractured by a catchment boundary; the forecast size of the child population for the area can be accommodated within the school's capacity and that the new school has an established area that they might operate as a catchment area within their admission arrangements.
- 8.3. It should be noted that there is a proposal to change the catchment areas of the identified local schools at the following five locations in Hampshire:

- North Waltham Primary School, Kempshott Infant School, Kempshott Junior School, Brighton Hill Community School and Aldworth School in Basingstoke, in response to a review of the school provision to accommodate the new Hounsme Fields and Kennel Farm developments (details at Annexe I);
- Haselworth Primary School and Alverstoke Community Infant School in Gosport, in response to a review of the school provision to accommodate Leep Lane, The Haven and housing North of Clayhall Road (details at Annexe J);
- Netley Abbey Infant, Netley Abbey Junior School, Bursledon CE Infant School and Bursledon Junior School within the Eastleigh Borough, in response to a review of the school provision to accommodate the new Land South of Bursledon Road, Land at Jurd Way/West of Hamble Lane (Kingfisher Grange), Land North of Cranbury Gardens and Berry Farm developments (details at Annexe K);
- Bursledon CE Infant School, Bursledon Junior School and Kings Copse Primary School within the Eastleigh Borough, in response to a review of the school provision to accommodate the new housing at Land East of Dodwell Lane (Latitude) and all existing properties directly East of Dodwell Lane (details at Annexe L);
- Botley CE (Controlled) Primary School, Freegrounds Infant School, Freegrounds Junior School, Wildern Academy Trust (sponsor of the new primary free school at Boorley Park) within the Eastleigh Borough, in response to a review of the school provision to accommodate the new housing at Land East of Sovereign Drive and Precosa Road, the Boorley Park and Crows Nest developments (details at Annexe M).

8.4. For six of the affected schools, transitional arrangements are proposed to support the admission of siblings of families whose catchment will change as a result of the proposed catchment change. These are detailed in the proposed school specific criteria at Annex F.

9. Nursery Policy (Annexe M)

9.1. There are no proposed changes to the Nursery policy for 2019.

10. Objecting to admission arrangements determined by schools which are their own admission authority (OAA schools)

10.1. It should be noted that admission arrangements for academies are approved by the Secretary of State as part of an academy's Funding Agreement, and requires compliance with admissions legislation and relevant Codes. Academies and other OAA schools are required to consult in the same way as any other admission authority: at least once every seven years or annually if there are changes to arrangements.

10.2. OAA schools are responsible for setting their own PAN and must inform the LA of their decision. They are not required to consult on their PAN where they

propose either to increase or keep the same PAN. A variation to the determined admission number may be made by an OAA school without being referred to the Schools Adjudicator.

- 10.3. Local authorities must refer an objection to the Schools Adjudicator if they are of the view or suspect that the admission arrangements that have been determined by OAA schools in its area are unlawful. An objection to a variation from the School Admissions Code agreed by the Secretary of State in relation to the admission arrangements for an Academy cannot be brought. Objections to a decision by an academy or other OAA school to increase its PAN or keep it the same cannot be brought. Objections to any other aspect of an OAA school's admission arrangements will be considered by the Schools Adjudicator.

11. Future direction

- 11.1. The County Council's Admission Arrangements will be subject to review again in the autumn term 2018, when the statutory timeframes for consulting on the arrangements for 2020 commence.

CORPORATE OR LEGAL INFORMATION:**Links to the Strategic Plan**

Hampshire maintains strong and sustainable economic growth and prosperity:	yes
People in Hampshire live safe, healthy and independent lives:	yes
People in Hampshire enjoy a rich and diverse environment:	yes
People in Hampshire enjoy being part of strong, inclusive communities:	yes

Section 100 D - Local Government Act 1972 - background documents

The following documents discuss facts or matters on which this report, or an important part of it, is based and have been relied upon to a material extent in the preparation of this report. (NB: the list excludes published works and any documents which disclose exempt or confidential information as defined in the Act.)

Document

Location

None

IMPACT ASSESSMENTS:

1. Equality Duty

1.1. The County Council has a duty under Section 149 of the Equality Act 2010 ('the Act') to have due regard in the exercise of its functions to the need to:

- Eliminate discrimination, harassment and victimisation and any other conduct prohibited under the Act;
- Advance equality of opportunity between persons who share a relevant protected characteristic (age, disability, gender reassignment, pregnancy and maternity, race, religion or belief, gender and sexual orientation) and those who do not share it;
- Foster good relations between persons who share a relevant protected characteristic and persons who do not share it.

Due regard in this context involves having due regard in particular to:

- a) The need to remove or minimise disadvantages suffered by persons sharing a relevant characteristic connected to that characteristic;
- b) Take steps to meet the needs of persons sharing a relevant protected characteristic different from the needs of persons who do not share it;
- c) Encourage persons sharing a relevant protected characteristic to participate in public life or in any other activity which participation by such persons is disproportionately low.

1.2. Equalities Impact Assessment:

No adverse impact in regard to race, culture, gender or disability arising from this report has been identified. However, to ensure that the admission arrangements allow for the best interests of all children to be properly taken into account when applying the published policy an equality impact assessment has been undertaken.

- (a) By its very nature, the purpose of a school admission policy is to prioritise one group of children over another based on a set of oversubscription criteria. Oversubscription criteria must be reasonable, clear, objective, procedurally fair, and comply with all relevant legislation, including equalities legislation. Admission authorities must ensure that their arrangements will not disadvantage unfairly, either directly or indirectly, a child from a particular social or racial group, or a child with a disability or special educational needs. All of the admission criteria proposed in Hampshire's admission arrangements for 2019 are permissible in the School Admissions Code (DfE 2014) and therefore do not breach equality legislation.

2. Impact on Crime and Disorder:

2.1. Crime and disorder objectives are not considered to be adversely affected by the proposals of this report.

3. Climate Change:

- a) How does what is being proposed impact on our carbon footprint / energy consumption?

Having locally available school places, with suitable admissions policies, enables children to attend their most local school and so minimises travel to school.

- b) How does what is being proposed consider the need to adapt to climate change, and be resilient to its longer term impacts?

Not applicable

This page is intentionally left blank

Hampshire County Council's Admission Policy for Community and Voluntary Controlled Primary and Infant Schools 2019-2020

This policy will be used during 2018/19 for allocating places in the main admission round for entry to Year R in September 2019. It will also apply to in-year admissions during 2019/20. It does not apply to those being admitted to nursery provision.

Hampshire County Council is the admission authority for all community and voluntary controlled schools. The admission arrangements are determined by the County Council, after statutory consultations.

The guiding principles of the school admissions policy are that each school should serve its local community; that siblings as far as possible can attend school together; and that children can benefit from continuity between schools serving the same community. The policy aims to be clear, fair and objective and complies with all relevant legislation.

Published Admission Number (PAN)

Each school has a published admission number PAN for entry to Year R. The school will admit this number if there are sufficient applications. Where fewer applications than the published admission number are received, places will be offered to all those who have applied.

Admissions Process

The County Council will consider first all those applications received by the published deadline of **midnight on Tuesday 15 January 2019. Notifications to parents offering a primary or infant school place will be sent by the County Council on 16 April 2019.**

Applications made after midnight on 15 January 2019 will be considered after all on-time applications have been fully processed unless exceptional circumstances merit consideration alongside on-time applications.

For the normal admission round, all on time preferences will be considered simultaneously and ranked in accordance with the admission criteria. If more than one school can offer a place, the parent's highest stated available preference will be allocated.

Pupils with an Education, Health and Care Plan

Any child with an Education, Health and Care Plan naming the school will be admitted. Where possible such children will be admitted within the PAN.

Oversubscription criteria

When the school is oversubscribed, after the admission of pupils with an Education, Health and Care plan naming the school, priority for admission will be given to children in the following priority order:

1. Looked after children or children who were previously looked after (*see definition i*).
2. (For applications in the normal admission round only) Children or families with an exceptional medical and/or social need (*see definition ii*). Supporting evidence from a

professional is required such as a doctor and/or consultant for medical needs or a social worker, health visitor, housing officer, the police or probation officer for social needs. This evidence must confirm the child or family's medical or social need and why that need(s) makes it essential that the child attends this school rather than any other. If evidence is not submitted by the application deadline, the medical and/or social need cannot be considered.

3. Children of staff (*see definition iii*) who have, (1) been employed at the school for two or more years at the time at which the application for admission to the school is made, or (2) have been recruited to fill a vacant post for which there is a demonstrable skill shortage.

4. Children living **in** the catchment area (*see definition iv*) who at the time of application have a sibling (*see definition v*) on the roll of the school or linked junior school who will still be on roll at the time of admission. [See 7 for additional children who may be considered under this criterion.]

5. (*C of E controlled schools only*) Children living **in** the catchment area with a parent who is an active member of the Church of England (*see definition vi*) and who requests admission on denominational grounds and provides relevant evidence.

6. Other children living **in** the catchment area of the school.

7. Children living **out** of the catchment area who at the time of application have a sibling (*see definition v*) on the roll of the school or linked junior school who will still be on roll at the time of admission. [Where a sibling was allocated a place at the school or linked junior school in the normal admission round in a previous year because the child was displaced (*see definition vi*) from the catchment school for their address, the application will be considered under 4, above, subject to the siblings still living in the catchment area for the school from which they were displaced. In future normal admissions rounds a younger sibling will be considered to have been displaced where they were allocated a place at the school or linked junior school under this criterion as a consequence of their elder sibling's displacement and are still living in the catchment area for the school from which they were displaced].

8. (*C of E controlled schools only*) Children living **out** of the catchment area with a parent who is an active member of the Church of England (*see definition vii*) and who requests admission on denominational grounds and provides relevant evidence.

9. Other children.

Definitions

(i) Looked after children are defined as those who are (a) in the care of a local authority, or (b) being provided with accommodation by a local authority in the exercise of their social services functions (see the definition in section 22(1) of the Children Act 1989). Previously looked children are those who were previously looked after but immediately after being looked after became subject to an adoption order, child arrangements order, or special guardianship order. An adoption order is an order under section 46 of the Adoption and Children Act 2002 or section 12 of the Adoption Act 1976. Child arrangements orders are defined in section 8 of the Children Act 1989, as amended by section 12 of the Children and Families Act 2014. Child arrangements orders replace residence orders and any residence order in force prior to 22 April 2014 is deemed to be a child arrangements order. Section 14A of the Children Act 1989 defines a 'special guardianship order' as an order appointing one or more individuals to be a child's special guardian (or special guardians).

(ii) Applicants will only be considered under this criterion if on the application form (online or paper) they have ticked the appropriate box explicitly indicating that they wish for their application to be considered under medical / social need. 'Medical need' does not include mild medical conditions,

such as asthma or allergies. 'Social need' does not include a parent's wish that a child attends the school because of a child's aptitude or ability or because their friends attend the school or because of routine child minding arrangements. Priority will be given to those children whose evidence establishes that they have a demonstrable and significant need to attend a particular school. Equally this priority will apply to children whose evidence establishes that their parents'/guardians' physical or mental health or social needs mean that they have a demonstrable and significant need to attend a particular school. Evidence must confirm the circumstances of the case and must set out why the child should attend a particular school and why no other school could meet the child's needs. Providing evidence does not guarantee that a child will be given priority at a particular school and in each case a decision will be made based on the merits of the case and whether the evidence demonstrates that a placement should be made at one particular school above any other.

(iii) 'Staff' includes all those on the payroll of the school. 'Children of staff' refers to situations where the staff member is the natural parent, the legal guardian or a resident step parent.

(iv) A map of the school's catchment area is available on the school's details page of the Hampshire County Council website www.hants.gov.uk/educationandlearning/findaschool.

(v) 'Sibling' refers to brother or sister, half brother or half sister, adoptive brother or adoptive sister, foster brother or sister, step brother or step sister living as one family unit at the same address. It will also be applied to situations where a full, half or adopted brother or sister are living at separate addresses. Categories 4 and 7 include children who at the time of application have a sibling for whom the offer of a place at the preferred school or linked junior school has been accepted, even if the sibling is not yet attending. It also includes, in the normal admissions round, children who have a sibling on roll in Year 2 at the preferred infant school at the time of application, who are successful in gaining a place at the linked junior school on the national notification date.

(vi) 'Displaced' refers to a child who was refused a place at the catchment school in the normal admissions round having named it in the application and was not offered a higher named preference school.

(vii) 'Active member of the Church of England' is defined as attending worship at a Church of England church at least twice a month for the previous two years before the date of application. Parents applying under criterion 4 or 8 must complete a Supplementary Information Form (SIF) which asks for declaration and verification of active membership. The SIF is available to download and print from the County website (www.hants.gov.uk/admissions) or from the school on request. It cannot be completed online. The completed SIF must be returned to the school by the application deadline.

Tie-breaker

If the school is oversubscribed from within any of the above categories, straight line distance will be used to prioritise applications; applicants living nearer the school have priority. Distances will be measured from the Ordnance Survey home address point to the school address point using Hampshire County Council's Geographic Information Systems (GIS). Distances to multiple dwellings will give priority to the ground floor over the first floor and so on. On individual floors, distances will be measured to the stairs leading to the communal entrance. Where two or more applicants are equidistant, random allocation will be used to allocate the place. An explanation of the random allocation procedure is available on the County website. This method of prioritising admissions will also apply to any 'school specific' criterion unless otherwise stated in the school's brochure.

Additional Information

Permanent Residence

The child's permanent residence is where they live, normally including weekends and during school holidays as well as during the week, and should be used for the application. The permanent address of children who spend part of their week with one parent and part with the other, at different addresses, will be the address at which they spend most of their time.

Multiple births

Where a twin or child from a multiple birth is admitted to a school under this policy then any further twin or child of the same multiple birth will be admitted, if the parents so wish, even though this may raise the number in the year group above the school's PAN.

Fair Access placements by the local authority

Outside the normal admission round, it may sometimes be necessary for a pupil to be placed by the local authority, or a local placement panel acting on behalf of the authority, in a particular school even if there is a waiting list for admission. Such placements will be made in accordance with Hampshire County Council's Fair Access Protocol. The Protocol is based on legislation and government guidance.

Waiting lists

When all available places have been allocated, waiting lists will be operated by schools on behalf of the local authority. Any places that become available will be offered to the child at the top of the list at that time. The waiting list is ordered according to the criteria of the admission policy with no account being taken of the length of time on the waiting list or any priority order expressed as part of the main admission round. Fair Access admissions and school closure arrangements will take priority over the waiting list.

The waiting list will be reviewed and revised –

- each time a child is added to, or removed from, the waiting list;
- when a child's changed circumstances affect their priority;

At the time of receiving an application decision from the County Council or a school, parents will be advised of the process for adding their child's name to a school's waiting list. Parents may keep their child's name on the waiting list of as many schools as they wish.

The waiting list will be maintained until 31 August 2020, at which point all names will be removed. Should parents wish their child to be considered for a place at the school in the following school year, they should complete and submit a fresh in-year application in the August preceding the new school year. Schools will send a decision letter within the first 10 days of the new term.

Starting school

Pupils born between 1 September 2014 and 31 August 2015 (inclusive) are entitled to full-time schooling from September 2019. Parents can choose to defer their child's admission until later in the school year (but not beyond the start of the term after they reach compulsory school age). Children can also attend part-time until they reach compulsory school age. Parents must discuss their child's starting arrangements with the school once an offer has been secured.

Children with birthdays between:

- 1 September and 31 December 2014 (inclusive) reach compulsory school age on 31 December 2019, at the start of the Spring term 2020.
- 1 January and 31 March 2015 (inclusive) reach compulsory school age on 31 March 2020, at the start of the Summer term 2020.

- 1 April and 31 August 2015 (inclusive) reach compulsory school age on 31 August 2020, at the start of the new school year in September 2020.

Parents of summer born children (those born between 1 April and 31 August) who are particularly concerned about their child's readiness for school can request to delay their child's entry to Year R for an entire school year until September 2020. This is called decelerated admission. In making such a request, parents would be expected to state clearly why they felt decelerated admission to Year R was in their child's best interests. It is recommended that parents considering such a request contact the local authority in the autumn term 2018 to ensure that an informed decision is made. Guidance on decelerated admission for summer born children, including how to make a request, is available on the County website at www.hants.gov.uk/ad-summerborn.

Admission of children outside their normal age group

Parents may request that their child is admitted outside their normal age group. To do so, parents should include a request with their application, specifying why admission outside the normal age group is being requested and which year group they wish their child to be admitted. Decisions will be made based on the circumstances of the case and in the best interests of the child.

School specific criteria

Governing bodies may apply to the Director of Children's Services to include in their school policy a criterion which they regard as essential if children are to be treated fairly in relation to clearly defined local conditions. The application will cover both the substance of the criterion and its position in the order of priorities. In the event of such applications, the Director of Children's Services will consult the Admission Forum and the criterion will then be determined by the Executive Lead Member for Children's Services. Any changes after such determination will be authorised by the Director of Children's Services in consultation with the Executive Lead Member. Any criterion agreed under this category must be published in the school prospectus with its position within the admission priorities clearly indicated. It must be made clear that the criterion is school-specific.

School Closures

In the event of a school closure, pupils from the closing school may be given priority for any school nominated as the receiving school. Specific arrangements will be determined by the Local Authority in accordance with the School Admissions Code and will be published at the time for the specific schools affected.

Legislation

This policy takes account of all Equalities legislation, together with all relevant regulations and the School Admissions Code (published by the DfE in 2014).

This page is intentionally left blank

Hampshire County Council's Admission Policy for Community & Voluntary Controlled Junior Schools 2019-2020

This policy will be used during 2018/19 for allocating places in the main admission round for entry to Year 3 in September 2019. It will also apply to in-year admissions during 2019/20.

Hampshire County Council is the admission authority for all community and voluntary controlled schools. The admission arrangements are determined by the County Council, after statutory consultations.

The guiding principles of the school admissions policy are that each school should serve its local community; that siblings as far as possible can attend school together; and that children can benefit from continuity between schools serving the same community. The policy aims to be clear, fair and objective and complies with all relevant legislation.

Published Admission Number (PAN)

Each school has a published admission number PAN for entry to Year 3. The school will admit this number if there are sufficient applications. Where fewer applications than the published admission number are received, places will be offered to all those who have applied.

Admissions Process

The County Council will consider first all those applications received by the published deadline of **midnight on Tuesday 15 January 2019. Notifications to parents offering a primary or infant school place will be sent by the County Council on 16 April 2019.**

Applications made after midnight on 15 January 2019 will be considered after all on-time applications have been fully processed unless exceptional circumstances merit consideration alongside on-time applications.

For the normal admission round, all on time preferences will be considered simultaneously and ranked in accordance with the admission criteria. If more than one school can offer a place, the parent's highest stated available preference will be allocated.

Pupils with an Education, Health and Care Plan

Any child with an Education, Health and Care Plan naming the school will be admitted. Where possible such children will be admitted within the PAN.

Oversubscription criteria

When the school is oversubscribed, after the admission of pupils with an Education, Health and Care plan naming the school, priority for admission will be given to children in the following priority order:

1. Looked after children or children who were previously looked after (*see definition i*).

2. (For applications in the normal admission round only) Children or families with an exceptional medical and/or social need (*see definition ii*). Supporting evidence from a professional is required such as a doctor and/or consultant for medical needs or a social worker, health visitor, housing officer, the police or probation officer for social needs. This evidence must confirm the child or family's medical or social need and why that need(s) makes it essential that the child attends this school rather than any other. If evidence is not submitted by the application deadline, the medical and/or social need cannot be considered.
3. Children of staff (*see definition iii*) who have, (1) been employed at the school for two or more years at the time at which the application for admission to the school is made, or (2) have been recruited to fill a vacant post for which there is a demonstrable skill shortage.
4. Children living **in** the catchment area (*see definition iv*) who at the time of application have a sibling (*see definition v*) on the roll of the school or linked infant school who will still be on roll at the time of admission. [See 8 for additional children who may be considered under this criterion.]
5. Children living **out** of the catchment who were allocated a place at a linked infant school in the normal admission round in a previous year because the child was displaced (*see definition vi*) from the catchment school for their address, and they remain living in the catchment area.
6. (*C of E controlled schools only*) Children living **in** the catchment area with a parent who is an active member of the Church of England (*see definition vii*) and who requests admission on denominational grounds and provides relevant evidence.
7. Other children living **in** the catchment area.
8. Children living **out** of the catchment area who at the time of application have a sibling (*see definition v*) on the roll of the school or linked infant school who will still be on roll at the time of admission. [Where a sibling was allocated a place at the school or linked infant school in the normal admission round in a previous year because the child was displaced (*see definition vi*) from the catchment school for their address, the application will be considered under 4, above, subject to the siblings still living in the catchment area for the school from which they were displaced. In future normal admissions rounds a younger sibling will be considered to have been displaced where they were allocated a place at the school or linked infant school under this criterion as a consequence of their elder sibling's displacement and are still living in the catchment area for the school from which they were displaced].
9. Children living **out** of the catchment area who at the time of application are on the roll of a linked infant school.
10. (*C of E controlled schools only*) Children living **out** the catchment area with a parent who is an active member of the Church of England (*see definition vii*) and who requests admission on denominational grounds and provides relevant evidence.
11. Other children.

Definitions

(i) Looked after children are defined as those who are (a) in the care of a local authority, or (b) being provided with accommodation by a local authority in the exercise of their social services functions (*see the definition in section 22(1) of the Children Act 1989*). Previously looked after children are those who were previously looked after but immediately after being looked after became subject to an adoption order, child arrangements order, or special guardianship order. An adoption order is an order under section 46 of the Adoption and Children Act 2002 or section 12 of the Adoption Act 1976. Child

arrangements orders are defined in section 8 of the Children Act 1989, as amended by section 12 of the Children and Families Act 2014. Child arrangements orders replace residence orders and any residence order in force prior to 22 April 2014 is deemed to be a child arrangements order. Section 14A of the Children Act 1989 defines a 'special guardianship order' as an order appointing one or more individuals to be a child's special guardian (or special guardians).

(ii) Applicants will only be considered under this criterion if on the application form (online or paper) they have ticked the appropriate box explicitly indicating that they wish for their application to be considered under medical / social need. 'Medical need' does not include mild medical conditions, such as asthma or allergies. 'Social need' does not include a parent's wish that a child attends the school because of a child's aptitude or ability or because their friends attend the school or because of routine child minding arrangements. Priority will be given to those children whose evidence establishes that they have a demonstrable and significant need to attend a particular school. Equally this priority will apply to children whose evidence establishes that their parents'/guardians' physical or mental health or social needs mean that they have a demonstrable and significant need to attend a particular school. Evidence must confirm the circumstances of the case and must set out why the child should attend a particular school and why no other school could meet the child's needs. Providing evidence does not guarantee that a child will be given priority at a particular school and in each case a decision will be made based on the merits of the case and whether the evidence demonstrates that a placement should be made at one particular school above any other.

(iii) 'Staff' includes all those on the payroll of the school. 'Children of staff' refers to situations where the staff member is the natural parent, the legal guardian or a resident step parent.

(iv) A map of the school's catchment area can be viewed on the school's details page on the Hampshire County Council website www.hants.gov.uk/educationandlearning/findaschool.

(v) 'Sibling' refers to brother or sister, half brother or half sister, adoptive brother or adoptive sister, foster brother or sister, step brother or step sister living as one family unit at the same address. It will also be applied to situations where a full, half or adopted brother or sister are living at separate addresses. Criteria 4 and 8 include children who at the time of application have a sibling for whom the offer of a place at the preferred school or linked infant school has been accepted, even if the sibling is not yet attending.

(vi) 'Displaced' refers to a child who was refused a place at the catchment school in the normal admissions round having named it in the application and was not offered a higher named preference school.

(vii) 'Active member of the Church of England' is defined as attending worship at a Church of England church at least twice a month for the previous two years before the date of application. Parents applying under criterion 5 or 10 are required to complete a Supplementary Information Form (SIF), which asks for declaration and verification of active membership. The SIF is available to download and print from the County website (www.hants.gov.uk/admissions) or from the school on request. It cannot be completed online. The completed SIF must be returned to the school by the application deadline.

Tie-breaker

If the school is oversubscribed from within any of the above categories, straight line distance will be used to prioritise applications; applicants living nearer the school have priority. Distances will be measured from the Ordnance Survey home address point to the school address point using Hampshire County Council's Geographic Information Systems (GIS). Distances to multiple dwellings will give priority to the ground floor over the first floor and so on. On individual floors, distances will be measured to the stairs leading to the communal entrance. Where two or more applicants are equidistant, random allocation will be used to allocate the place. An explanation of the random allocation procedure is available on the County website. This method of prioritising admissions will also apply to any 'school specific' criterion unless otherwise stated in the school's brochure.

Additional Information

Permanent Residence

The child's permanent residence is where they live, normally including weekends and during school holidays as well as during the week, and should be used for the application. The permanent address of children who spend part of their week with one parent and part with the other, at different addresses, will be the address at which they spend most of their time.

Multiple births

Where a twin or child from a multiple birth is admitted to a school under this policy then any further twin or child of the same multiple birth will be admitted, if the parents so wish, even though this may raise the number in the year group above the school's PAN.

Fair Access placements by the local authority

Outside the normal admission round, it may sometimes be necessary for a pupil to be placed by the local authority, or a local placement panel acting on behalf of the authority, in a particular school even if there is a waiting list for admission. Such placements will be made in accordance with Hampshire County Council's Fair Access Protocol. The Protocol is based on legislation and government guidance.

Waiting lists

When all available places have been allocated, waiting lists will be operated by schools on behalf of the local authority. Any places that become available will be offered to the child at the top of the list at that time. The waiting list is ordered according to the criteria of the admission policy with no account being taken of the length of time on the waiting list or any priority order expressed as part of the main admission round. Fair Access admissions and school closure arrangements will take priority over the waiting list.

The waiting list will be reviewed and revised –

- each time a child is added to, or removed from, the waiting list;
- when a child's changed circumstances affect their priority;

At the time of receiving an application decision from the County Council or a school, parents will be advised of the process for adding their child's name to a school's waiting list. Parents may keep their child's name on the waiting list of as many schools as they wish.

The waiting list will be maintained until 31 August 2020, at which point all names will be removed. Should parents wish their child to be considered for a place at the school in the following school year, they should complete and submit a fresh in-year application in the August preceding the new school year. Schools will send a decision letter within the first 10 days of the new term.

Admission of children outside their normal age group

Parents may request that their child is admitted outside their normal age group. To do so, parents should include a request with their application, specifying why admission outside the normal age group is being requested and which year group they wish their child to be admitted. Decisions will be made based on the circumstances of the case and in the best interests of the child.

School specific criteria

Governing bodies may apply to the Director of Children's Services to include in their school policy a criterion which they regard as essential if children are to be treated fairly in relation

to clearly defined local conditions. The application will cover both the substance of the criterion and its position in the order of priorities. In the event of such applications, the Director of Children's Services will consult the Admission Forum and the criterion will then be determined by the Executive Lead Member for Children's Services. Any changes after such determination will be authorised by the Director of Children's Services in consultation with the Executive Lead Member. Any criterion agreed under this category must be published in the school prospectus with its position within the admission priorities clearly indicated.

School Closures

In the event of a school closure, pupils from the closing school may be given priority for any school nominated as the receiving school. Specific arrangements will be determined by the Local Authority in accordance with the School Admissions Code and will be published at the time for the specific schools affected.

Legislation

This policy takes account of all Equalities legislation, together with all relevant regulations and the School Admissions Code (published by the DfE in 2014).

This page is intentionally left blank

Hampshire County Council's Admission Policy for Community & Voluntary Controlled Junior Schools in a Federation with its linked infant school 2019-2020

This policy will be used during 2018/19 for allocating places in the main admission round for entry to Year 3 in September 2019. It will also apply to in-year admissions during 2019/20.

Hampshire County Council is the admission authority for all community and voluntary controlled schools. The admission arrangements are determined by the County Council, after statutory consultations.

The guiding principles of the school admissions policy are that children can benefit from continuity between schools serving the same community; that each school should serve its local community, that siblings as far as possible can attend school together. The policy aims to be clear, fair and objective and complies with all relevant legislation.

Published Admission Number (PAN)

Each school has a published admission number PAN for entry to Year 3. The school will admit this number if there are sufficient applications. Where fewer applications than the published admission number are received, places will be offered to all those who have applied.

Admissions Process

The County Council will consider first all those applications received by the published deadline of **midnight on Tuesday 15 January 2019. Notifications to parents offering a primary or infant school place will be sent by the County Council on 16 April 2019.**

Applications made after midnight on 15 January 2019 will be considered after all on-time applications have been fully processed unless exceptional circumstances merit consideration alongside on-time applications.

For the normal admission round, all on time preferences will be considered simultaneously and ranked in accordance with the admission criteria. If more than one school can offer a place, the parent's highest stated available preference will be allocated.

Pupils with an Education, Health and Care Plan

Any child with an Education, Health and Care Plan naming the school will be admitted. Where possible such children will be admitted within the PAN.

Oversubscription criteria

When the school is oversubscribed, after the admission of pupils with an Education, Health and Care plan naming the school, priority for admission will be given to children in the following priority order:

1. Looked after children or children who were previously looked after (*see definition i*).

2. (For applications in the normal admission round only) Children or families with an exceptional medical and/or social need (*see definition ii*). Supporting evidence from a professional is required such as a doctor and/or consultant for medical needs or a social worker, health visitor, housing officer, the police or probation officer for social needs. This evidence must confirm the child or family's medical or social need and why that need(s) makes it essential that the child attends this school rather than any other. If evidence is not submitted by the application deadline, the medical and/or social need cannot be considered.
3. Children of staff (*see definition iii*) who have, (1) been employed at the school for two or more years at the time at which the application for admission to the school is made, or (2) have been recruited to fill a vacant post for which there is a demonstrable skill shortage.
4. Children who at the time of application are on the roll of the federated linked infant school.
5. Children living within the catchment area (*see definition iv*) who at the time of application have a sibling (*see definition v*) on the roll of the school or linked infant school who will still be on roll at the time of admission. [See 8 for additional children who may be considered under this criterion.]
6. (*C of E controlled schools only*) Children living **in** the catchment area with a parent who is an active member of the Church of England (*see definition vii*) and who requests admission on denominational grounds and provides relevant evidence.
7. Other children living within the catchment area.
8. Children living outside the catchment area who at the time of application have a sibling (*see definition v*) on the roll of the school or linked infant school who will still be on roll at the time of admission. [Where a sibling was allocated a place at the school or linked infant school in the normal admission round in a previous year because the child was displaced (*see definition vi*) from the catchment school for their address, the application will be considered under 5, above, subject to the siblings still living in the catchment area for the school from which they were displaced. In future normal admissions rounds a younger sibling will be considered to have been displaced where they were allocated a place at the school or linked infant school under this criterion as a consequence of their elder sibling's displacement and are still living in the catchment area for the school from which they were displaced].
9. (*C of E controlled schools only*) Children living outside the catchment area with a parent who is an active member of the Church of England (*see definition vii*) and who requests admission on denominational grounds and provides relevant evidence.
10. Other children.

Definitions

(i) Looked after children are defined as those who are (a) in the care of a local authority, or (b) being provided with accommodation by a local authority in the exercise of their social services functions (see the definition in section 22(1) of the Children Act 1989). Previously looked after children are those who were previously looked after but immediately after being looked after became subject to an adoption order, child arrangements order, or special guardianship order. An adoption order is an order under section 46 of the Adoption and Children Act 2002 or section 12 of the Adoption Act 1976. Child arrangements orders are defined in section 8 of the Children Act 1989, as amended by section 12 of the Children and Families Act 2014. Child arrangements orders replace residence orders and any residence order in force prior to 22 April 2014 is deemed to be a child arrangements order. Section 14A of the Children Act 1989 defines a 'special guardianship order' as an order appointing one or more individuals to be a child's special guardian (or special guardians).

(ii) Applicants will only be considered under this criterion if on the application form (online or paper) they have ticked the appropriate box explicitly indicating that they wish for their application to be considered under medical / social need. 'Medical need' does not include mild medical conditions, such as asthma or allergies. 'Social need' does not include a parent's wish that a child attends the school because of a child's aptitude or ability or because their friends attend the school or because of routine child minding arrangements. Priority will be given to those children whose evidence establishes that they have a demonstrable and significant need to attend a particular school. Equally this priority will apply to children whose evidence establishes that their parents'/guardians' physical or mental health or social needs mean that they have a demonstrable and significant need to attend a particular school. Evidence must confirm the circumstances of the case and must set out why the child should attend a particular school and why no other school could meet the child's needs. Providing evidence does not guarantee that a child will be given priority at a particular school and in each case a decision will be made based on the merits of the case and whether the evidence demonstrates that a placement should be made at one particular school above any other.

(iii) 'Staff' includes all those on the payroll of the school. 'Children of staff' refers to situations where the staff member is the natural parent, the legal guardian or a resident step parent.

(iv) A map of the school's catchment area can be viewed on the school's details page on the Hampshire County Council website www.hants.gov.uk/educationandlearning/findaschool.

(v) 'Sibling' refers to brother or sister, half brother or half sister, adoptive brother or adoptive sister, foster brother or sister, step brother or step sister living as one family unit at the same address. It will also be applied to situations where a full, half or adopted brother or sister are living at separate addresses. Criteria 5 and 8 include children who at the time of application have a sibling for whom the offer of a place at the preferred school or linked infant school has been accepted, even if the sibling is not yet attending.

(vi) 'Displaced' refers to a child who was refused a place at the catchment school in the normal admissions round having named it in the application and was not offered a higher named preference school.

(vii) 'Active member of the Church of England' is defined as attending worship at a Church of England church at least twice a month for the previous two years before the date of application. Parents applying under criterion 5 or 10 are required to complete a Supplementary Information Form (SIF), which asks for declaration and verification of active membership. The SIF is available to download and print from the County website (www.hants.gov.uk/admissions) or from the school on request. It cannot be completed online. The completed SIF must be returned to the school by the application deadline.

Tie-breaker

If the school is oversubscribed from within any of the above categories, straight line distance will be used to prioritise applications; applicants living nearer the school have priority. Distances will be measured from the Ordnance Survey home address point to the school address point using Hampshire County Council's Geographic Information Systems (GIS). Distances to multiple dwellings will give priority to the ground floor over the first floor and so on. On individual floors, distances will be measured to the stairs leading to the communal entrance. Where two or more applicants are equidistant, random allocation will be used to allocate the place. An explanation of the random allocation procedure is available on the County website. This method of prioritising admissions will also apply to any 'school specific' criterion unless otherwise stated in the school's brochure.

Additional Information

Permanent Address

The child's permanent residence is where they live, normally including weekends and during school holidays as well as during the week, and should be used for the application. The permanent address of children who spend part of their week with one parent and part with the other, at different addresses, will be the address at which they spend most of their time.

Multiple births

Where a twin or child from a multiple birth is admitted to a school under this policy then any further twin or child of the same multiple birth will be admitted, if the parents so wish, even though this may raise the number in the year group above the school's PAN.

Fair Access placements by the local authority

Outside the normal admission round, it may sometimes be necessary for a pupil to be placed by the local authority, or a local placement panel acting on behalf of the authority, in a particular school even if there is a waiting list for admission. Such placements will be made in accordance with Hampshire County Council's Fair Access Protocol. The Protocol is based on legislation and government guidance.

Waiting lists

When all available places have been allocated, waiting lists will be operated by schools on behalf of the local authority. Any places that become available will be offered to the child at the top of the list at that time. The waiting list is ordered according to the criteria of the admission policy with no account being taken of the length of time on the waiting list or any priority order expressed as part of the main admission round. Fair Access admissions and school closure arrangements will take priority over the waiting list.

The waiting list will be reviewed and revised –

- each time a child is added to, or removed from, the waiting list;
- when a child's changed circumstances affect their priority;

At the time of receiving an application decision from the County Council or a school, parents will be advised of the process for adding their child's name to a school's waiting list. Parents may keep their child's name on the waiting list of as many schools as they wish.

The waiting list will be maintained until 31 August 2020, at which point all names will be removed. Should parents wish their child to be considered for a place at the school in the following school year, they should complete and submit a fresh in-year application in the August preceding the new school year. Schools will send a decision letter within the first 10 days of the new term.

Admission of children outside their normal age group

Parents may request that their child is admitted outside their normal age group. To do so, parents should include a request with their application, specifying why admission outside the normal age group is being requested and which year group they wish their child to be admitted. Decisions will be made based on the circumstances of the case and in the best interests of the child.

School specific criteria

Governing bodies may apply to the Director of Children's Services to include in their school policy a criterion which they regard as essential if children are to be treated fairly in relation to clearly defined local conditions. The application will cover both the substance of the criterion and its position in the order of priorities. In the event of such applications, the Director of Children's Services will consult the Admission Forum and the criterion will then be determined by the Executive Lead Member for Children's Services. Any changes after such determination will be authorised by the Director of Children's Services in consultation with the Executive Lead Member. Any criterion agreed under this category must be published in the school prospectus with its position within the admission priorities clearly indicated.

School Closures

In the event of a school closure, pupils from the closing school may be given priority for any school nominated as the receiving school. Specific arrangements will be determined by the Local Authority in accordance with the School Admissions Code and will be published at the time for the specific schools affected.

Legislation

This policy takes account of all Equalities legislation, together with all relevant regulations and the School Admissions Code (published by the DfE in 2014).

This page is intentionally left blank

Hampshire County Council's Admission Policy for Community Secondary Schools 2019-2020

This policy will be used during 2018/19 for allocating places in the main admission round for entry to Year 7 in September 2019. It will also apply to in-year admissions during 2019/20.

Hampshire County Council is the admission authority for all community and voluntary controlled schools. The admission arrangements are determined by the County Council, after statutory consultation.

The guiding principles of the school admissions policy are that each school should serve its local community; that siblings as far as possible can attend school together; and that children can benefit from continuity between schools serving the same community. The policy aims to be clear, fair and objective and complies with all relevant legislation.

Published Admission Number (PAN)

Each school has a published admission number PAN for entry to Year 7. The school will admit this number if there are sufficient applications. Where fewer applications than the published admission number are received, places will be offered to all those who have applied.

Admissions Process

The County Council will consider first all those applications received by the published deadline of **midnight on Wednesday 31 October 2018. Notifications to parents offering a secondary school place will be sent by the County Council on 1 March 2019.**

Applications made after midnight on 31 October 2017 will be considered after all on-time applications have been fully processed unless exceptional circumstances merit consideration alongside on-time applications.

For the normal admission round, all preferences will be considered simultaneously and ranked in accordance with the admission criteria. If more than one school can offer a place, the parent's highest stated available preference will be allocated.

Pupils with an Education, Health and Care Plan

Any child with an Education, Health and Care Plan naming the school will be admitted. Where possible such children will be admitted within the PAN.

Oversubscription criteria

When the school is oversubscribed, after the admission of pupils with an Education, Health and Care plan naming the school, priority for admission will be given to children in the following priority order:

1. Looked after children or children who were previously looked after (*see definition i*).
2. (For applications in the normal admission round only) Children or families with an exceptional medical and/or social need (*see definition ii*). Supporting evidence from a professional is required such as a doctor and/or consultant for medical needs or a social

worker, health visitor, housing officer, the police or probation officer for social needs. This evidence must confirm the child or family's medical or social need and why that need(s) makes it essential that the child attends this school rather than any other. If evidence is not submitted by the application deadline, the medical and/or social need cannot be considered.

3. Children of staff (*see definition iii*) who have, (1) been employed at the school for two or more years at the time at which the application for admission to the school is made, or (2) have been recruited to fill a vacant post for which there is a demonstrable skill shortage.

4. Children living **in** the catchment area (*see definition iv*) who at the time of application have a sibling (*see definition v*) on the roll of the school who will still be on roll at the time of admission. [See 6 for additional children who may be considered under this criterion.]

5. Other children living **in** the catchment area of the school.

6. Children living **out** of the catchment area who at the time of application have a sibling (*see definition v*) on the roll of the school who will still be on roll at the time of admission. [Where a sibling was allocated a place at the school in the normal admission round in a previous year because the child was displaced (*see definition vi*) from the catchment school for their address, the application will be considered under 4, above, subject to the siblings still living in the catchment area for the school from which they were displaced. In future normal admissions rounds a younger sibling will be considered to have been displaced where they were allocated a place at the school under this criterion as a consequence of their elder sibling's displacement and are still living in the catchment area for the school from which they were displaced].

7. Children living **out** of the catchment area who at the time of application are on the roll of a linked junior or primary school.

8. Other children.

Definitions

(i) Looked after children are defined as those who are (a) in the care of a local authority, or (b) being provided with accommodation by a local authority in the exercise of their social services functions (see the definition in section 22(1) of the Children Act 1989). Previously looked children are those who were previously looked after but immediately after being looked after became subject to an adoption order, child arrangements order or special guardianship order. An adoption order is an order under section 46 of the Adoption and Children Act 2002 or section 12 of the Adoption Act 1976. Child arrangements orders are defined in section 8 of the Children Act 1989, as amended by section 12 of the Children and Families Act 2014. Child arrangements orders replace residence orders and any residence order in force prior to 22 April 2014 is deemed to be a child arrangements order. Section 14A of the Children Act 1989 defines a 'special guardianship order' as an order appointing one or more individuals to be a child's special guardian (or special guardians).

(ii) Applicants will only be considered under this criterion if on the application form (online or paper) they have ticked the appropriate box explicitly indicating that they wish for their application to be considered under medical / social need. 'Medical need' does not include mild medical conditions, such as asthma or allergies. 'Social need' does not include a parent's wish that a child attends the school because of a child's aptitude or ability or because their friends attend the school or because of routine child minding arrangements. Priority will be given to those children whose evidence establishes that they have a demonstrable and significant need to attend a particular school. Equally this priority will apply to children whose evidence establishes that their parents'/guardians' physical or mental health or social needs mean that they have a demonstrable and significant need to attend a particular school. Evidence must confirm the circumstances of the case and must set out why the child should attend a particular school and why no other school could meet the child's needs. Providing evidence does not guarantee that a child will be given priority at a particular school and in

each case a decision will be made based on the merits of the case and whether the evidence demonstrates that a placement should be made at one particular school above any other.

(iii) 'Staff' includes all those on the payroll of the school. 'Children of staff' refers to situations where the staff member is the natural parent, the legal guardian or a resident step parent.

(iv) A map of the school's catchment area can be viewed on the school's details page on the Hampshire County Council website www.hants.gov.uk/educationandlearning/findaschool.

(v) 'Sibling' refers to brother or sister, half brother or half sister, adoptive brother or adoptive sister, foster brother or foster sister, step brother or step sister living as one family unit at the same address. It will also be applied to situations where a full, half or adoptive brother or sister are living at separate addresses. Criteria 4 and 6 include children who at the time of application have a sibling for whom the offer of a place at the preferred school has been accepted, even if the sibling is not yet attending.

(vi) 'Displaced' refers to a child who was refused a place at the catchment school in the normal admissions round having named it in the application and was not offered a higher named preference school.

Tie-Breaker

If the school is oversubscribed from within any of the above categories, straight line distance will be used to prioritise applications; applicants living nearer the school have priority. Distances will be measured from the Ordnance Survey home address point to the school address point using Hampshire County Council's Geographic Information Systems (GIS). Distances to multiple dwellings will give priority to the ground floor over the first floor and so on. On individual floors, distances will be measured to the stairs leading to the communal entrance. Where two or more applicants are equidistant, random allocation will be used to allocate the place. An explanation of the random allocation procedure is available on the County website. This method of prioritising admissions will also apply to any 'school specific' criterion unless otherwise stated in the school's brochure.

Additional Information

Permanent Address

The child's permanent residence is where they live, normally including weekends and during school holidays as well as during the week, and should be used for the application. The permanent address of children who spend part of their week with one parent and part with the other, at different addresses, will be the address at which they spend most of their time.

Multiple births

Where a twin or child from a multiple birth is admitted to a school under this policy then any further twin or child of the same multiple birth will be admitted, if the parents so wish, even though this may raise the number in the year group above the school's PAN.

Fair Access placements by the local authority

Outside the normal admission round, it may sometimes be necessary for a pupil to be placed by the local authority, or a local placement panel acting on behalf of the authority, in a particular school even if there is a waiting list for admission. Such placements will be made in accordance with Hampshire County Council's Fair Access Protocol. The Protocol is based on legislation and government guidance.

Waiting lists

When all available places have been allocated, waiting lists will be operated by schools on behalf of the local authority. Any places that become available will be offered to the child at the top of the list at that time. The waiting list is ordered according to the criteria of the admission policy with no account being taken of the length of time on the waiting list or any priority order expressed as part of the main admission round. Fair Access admissions and school closure arrangements will take priority over the waiting list.

The waiting list will be reviewed and revised –

- each time a child is added to, or removed from, the waiting list;
- when a child's changed circumstances affect their priority;

At the time of receiving an application decision from the County Council or a school, parents will be advised of the process for adding their child's name to a school's waiting list. Parents may keep their child's name on the waiting list of as many schools as they wish.

The waiting list will be maintained until 31 August 2020, at which point all names will be removed. Should parents wish their child to be considered for a place at the school in the following school year they should complete and submit a fresh in-year application in the August preceding the new school year. Schools will send a decision letter within the first 10 days of the new term.

Admission of children outside their normal age group

Parents may request that their child is admitted outside their normal age group. To do so, parents should include a request with their application, specifying why admission outside the normal age group is being requested and which year group they wish their child to be admitted. Decisions will be made based on the circumstances of the case and in the best interests of the child.

School specific criteria

Governing bodies may apply to the Director of Children's Services to include in their school policy a criterion which they regard as essential if children are to be treated fairly in relation to clearly defined local conditions. The application will cover both the substance of the criterion and its position in the order of priorities. In the event of such applications, the Director of Children's Services will consult the Admission Forum and the criterion will then be determined by the Executive Lead Member for Children's Services. Any changes after such determination will be authorised by the Director of Children's Services in consultation with the Executive Lead Member. Any criterion agreed under this category must be published in the school prospectus with its position within the admission priorities clearly indicated.

School Closures

In the event of a school closure, pupils from the closing school may be given priority for any school nominated as the receiving school. Specific arrangements will be determined by the Local Authority in accordance with the School Admissions Code and will be published at the time for the specific schools affected.

Legislation

This policy takes account of all Equalities legislation, together with all relevant regulations and the School Admissions Code (published by the DfE in 2014).

Hampshire County Council's Admission Policy for Community All-through Schools 2019-2020

This policy will be used during 2018/19 for allocating places in the main admission round for entry to Year R and Year 7 in September 2019. It will also apply to in-year admissions during 2019/20.

All-through schools cater for children aged 4-16. Children in Year 6 of the primary phase will automatically transfer to Year 7 of the secondary phase without the need to apply for a place. Additional places are available for new pupils.

Hampshire County Council is the admission authority for all community and voluntary controlled schools. The admission arrangements are determined by the County Council, after statutory consultation.

The guiding principles of the school admissions policy are that each school should serve its local community; that siblings as far as possible can attend school together; and that children can benefit from continuity between schools serving the same community. The policy aims to be clear, fair and objective and complies with all relevant legislation.

Published Admission Number (PAN)

Each school has a published admission number (PAN) for entry to Year R.
Each school has a published admission number (PAN) for entry to Year 7.

The school will admit up to the published admission number for the relevant year group if there are sufficient applications. Where fewer applications than the published admission number are received, places will be offered to all those who have applied.

Admissions Process

The deadline for applications to Year R is **midnight on Tuesday 15 January 2019**.
The deadline for applications to Year 7 is **midnight on Tuesday 31 October 2018**.

The County Council will consider first all those applications received by the relevant deadline. **Notifications to parents offering a school place will be sent by the County Council on 16 April 2019 for Year R applicants and 1 March 2018 for Year 7 applicants.**

Applications received after the relevant deadline will be considered after all on-time applications have been fully processed unless exceptional circumstances merit consideration alongside on-time applications.

For the normal admission round, all preferences will be considered simultaneously and ranked in accordance with the admission criteria. If more than one school can offer a place, the parent's highest stated available preference will be allocated.

Pupils with an Education, Health and Care Plan

Any child with an Education, Health and Care Plan naming the school will be admitted. Where possible such children will be admitted within the PAN.

Oversubscription criteria (primary)

When the school is oversubscribed, after the admission of pupils with an Education, Health and Care plan naming the school, priority for admission will be given to children in the following priority order:

1. Looked after children or children who were previously looked after (*see definition i*).
2. (For applications in the normal admission round only) Children or families with an exceptional medical and/or social need (*see definition ii*). Supporting evidence from a professional is required such as a doctor and/or consultant for medical needs or a social worker, health visitor, housing officer, the police or probation officer for social needs. This evidence must confirm the child or family's medical or social need and why that need(s) makes it essential that the child attends this school rather than any other. If evidence is not submitted by the application deadline, the medical and/or social need cannot be considered.
3. Children of staff (*see definition iii*) who have, (1) been employed at the school for two or more years at the time at which the application for admission to the school is made, or (2) have been recruited to fill a vacant post for which there is a demonstrable skill shortage.
4. Children living **in** the catchment area (*see definition iv*) who at the time of application have a sibling (*see definition v*) on the roll of the school who will still be on roll at the time of admission. [See 6 for additional children who may be considered under this criterion.]
5. Other children living **in** the catchment area.
6. Children living **out** of the catchment area who at the time of application have a sibling (*see definition v*) on the roll of the school who will still be on roll at the time of admission. [Where a sibling was allocated a place at the school in the normal admission round in a previous year because the child was displaced (*see definition vi*) from the catchment school for their address, the application will be considered under 4, above, subject to the siblings still living in the catchment area for the school from which they were displaced. In future normal admissions rounds a younger sibling will be considered to have been displaced where they were allocated a place at the school under this criterion as a consequence of their elder sibling's displacement and are still living in the catchment area for the school from which they were displaced].
7. Other children.

Oversubscription criteria (secondary)

When the school is oversubscribed, after the admission of pupils with an Education, Health and Care plan naming the school, priority for admission will be given to children in the following priority order:

1. Looked after children or children who were previously looked after (*see definition i*).
2. (For applications in the normal admission round only) Children or parents with an exceptional medical and social need (*see definition ii*). Evidence must be provided from a medical specialist or social worker, of the child or parent's need and why those needs make it is essential that the child attends this school rather than any other. If evidence is not submitted by the application deadline, the medical or social needs cannot be considered.

3. Children of staff (*see definition iii*) who have, (1) been employed at the school for two or more years at the time at which the application for admission to the school is made, or (2) have been recruited to fill a vacant post for which there is a demonstrable skill shortage.
4. Children living **in** the catchment area (*see definition iv*) who at the time of application have a sibling (*see definition v*) on the roll of the school who will still be on roll at the time of admission. [See 6 for additional children who may be considered under this criterion.]
5. Other children living **in** the catchment area.
6. Children living **out** of the catchment area who at the time of application have a sibling (*see definition v*) on the roll of the school who will still be on roll at the time of admission. [Where a sibling was allocated a place at the school in the normal admission round in a previous year because the child was displaced (*see definition vi*) from the catchment school for their address, the application will be considered under 4, above, subject to the siblings still living in the catchment area for the school from which they were displaced. In future normal admissions rounds a younger sibling will be considered to have been displaced where they were allocated a place at the school under this criterion as a consequence of their elder sibling's displacement and are still living in the catchment area for the school from which they were displaced].
7. Children living **out** of the catchment area who at the time of application are on the roll of a linked junior or primary school.
8. Other children.

Definitions

(i) Looked after children are defined as those who are (a) in the care of a local authority, or (b) being provided with accommodation by a local authority in the exercise of their social services functions (see the definition in section 22(1) of the Children Act 1989). Previously looked children are those who were previously looked after but immediately after being looked after became subject to an adoption order, child arrangements order or special guardianship order. An adoption order is an order under section 46 of the Adoption and Children Act 2002 or section 12 of the Adoption Act 1976. Child arrangements orders are defined in section 8 of the Children Act 1989, as amended by section 12 of the Children and Families Act 2014. Child arrangements orders replace residence orders and any residence order in force prior to 22 April 2014 is deemed to be a child arrangements order. Section 14A of the Children Act 1989 defines a 'special guardianship order' as an order appointing one or more individuals to be a child's special guardian (or special guardians).

(ii) Applicants will only be considered under this criterion if on the application form (online or paper) they have ticked the appropriate box explicitly indicating that they wish for their application to be considered under medical / social need. 'Medical need' does not include mild medical conditions, such as asthma or allergies. 'Social need' does not include a parent's wish that a child attends the school because of a child's aptitude or ability or because their friends attend the school or because of routine child minding arrangements. Priority will be given to those children whose evidence establishes that they have a demonstrable and significant need to attend a particular school. Equally this priority will apply to children whose evidence establishes that their parents'/guardians' physical or mental health or social needs mean that they have a demonstrable and significant need to attend a particular school. Evidence must confirm the circumstances of the case and must set out why the child should attend a particular school and why no other school could meet the child's needs. Providing evidence does not guarantee that a child will be given priority at a particular school and in each case a decision will be made based on the merits of the case and whether the evidence demonstrates that a placement should be made at one particular school above any other.

(iii) 'Staff' includes all those on the payroll of the school. 'Children of staff' refers to situations where the staff member is the natural parent, the legal guardian or a resident step parent.

(iv) A map of the school's catchment area can be viewed on the school's details page on the Hampshire County Council website www.hants.gov.uk/educationandlearning/findaschool.

(v) 'Sibling' refers to brother or sister, half brother or half sister, adoptive brother or adoptive sister, foster brother or sister, step brother or step sister living as one family unit at the same address. It will also be applied to situations where a full, half or adopted brother or sister are living at separate addresses. Categories 4 and 7 of the primary oversubscription criteria include children who at the time of application have a sibling for whom the offer of a place at the preferred school has been accepted, even if the sibling is not yet attending. Criteria 3 and 5 of the secondary oversubscription criteria include children who at the time of application have a sibling for whom the offer of a place at the preferred school has been accepted, even if the sibling is not yet attending.

(vi) 'Displaced' refers to a child who was refused a place at the catchment school in the normal admissions round having named it in the application and was not offered a higher named preference school.

Tie-breaker

If the school is oversubscribed from within any of the above categories, straight line distance will be used to prioritise applications; applicants living nearer the school have priority. Distances will be measured from the Ordnance Survey home address point to the school address point using Hampshire County Council's Geographic Information Systems (GIS). Distances to multiple dwellings will give priority to the ground floor over the first floor and so on. On individual floors, distances will be measured to the stairs leading to the communal entrance. Where two or more applicants are equidistant, random allocation will be used to allocate the place. An explanation of the random allocation procedure is available on the County website. This method of prioritising admissions will also apply to any 'school specific' criterion unless otherwise stated in the school's brochure.

Additional Information

Permanent Address

The child's permanent residence is where they live, normally including weekends and during school holidays as well as during the week, and should be used for the application. The permanent address of children who spend part of their week with one parent and part with the other, at different addresses, will be the address at which they spend most of their time.

Multiple births

Where a twin or child from a multiple birth is admitted to a school under this policy then any further twin or child of the same multiple birth will be admitted, if the parents so wish, even though this may raise the number in the year group above the school's PAN.

Fair Access placements by the local authority

Outside the normal admission round, it may sometimes be necessary for a pupil to be placed by the local authority, or a local placement panel acting on behalf of the authority, in a particular school even if there is a waiting list for admission. Such placements will be made in accordance with Hampshire County Council's Fair Access Protocol. The Protocol is based on legislation and government guidance.

Waiting lists

When all available places have been allocated, waiting lists will be operated by schools on behalf of the local authority. Any places that become available will be offered to the child at the top of the list at that time. The waiting list is ordered according to the criteria of the

admission policy with no account being taken of the length of time on the waiting list or any priority order expressed as part of the main admission round. Fair Access admissions and school closure arrangements will take priority over the waiting list.

The waiting list will be reviewed and revised –

- each time a child is added to, or removed from, the waiting list;
- when a child's changed circumstances affect their priority;

At the time of receiving an application decision from the County Council or a school, parents will be advised of the process for adding their child's name to a school's waiting list. Parents may keep their child's name on the waiting list of as many schools as they wish.

The waiting list will be maintained until 31 August 2020, at which point all names will be removed. Should parents wish their child to be considered for a place at the school in the following school year, they should complete and submit a fresh in-year application in the August preceding the new school year. Schools will send a decision letter within the first 10 days of the new term.

Starting school

Pupils born between 1 September 2014 and 31 August 2015 (inclusive) are entitled to full-time schooling from September 2019. Parents can choose to defer their child's admission until later in the school year (but not beyond the start of the term after they reach compulsory school age). Children can also attend part-time until they reach compulsory school age. Parents must discuss their child's starting arrangements with the school once an offer has been secured.-

Children with birthdays between:

- 1 September and 31 December 2014 (inclusive) reach compulsory school age on 31 December 2018, at the start of the Spring term 2019.
- 1 January and 31 March 2015 (inclusive) reach compulsory school age on 31 March 2019, at the start of the Summer term 2019.
- 1 April and 31 August 2015 (inclusive) reach compulsory school age on 31 August 2019, at the start of the new school year in September 2020.

Parents of summer born children (those born between 1 April and 31 August) who are particularly concerned about their child's readiness for school can request to delay their child's entry to Year R for an entire school year until September 2020. This is called decelerated admission. In making such a request, parents would be expected to state clearly why they felt decelerated admission to Year R was in their child's best interests. It is recommended that parents considering such a request contact the local authority in the autumn term 2017 to ensure that an informed decision is made. Guidance on decelerated admission for summer born children, including how to make a request, is available on the County website at www.hants.gov.uk/ad-summerborn.

Admission of children outside their normal age group

Parents may request that their child is admitted outside their normal age group. To do so, parents should include a request with their application, specifying why admission outside the normal age group is being requested and which year group they wish their child to be admitted. Decisions will be made based on the circumstances of the case and in the best interests of the child.

School specific criteria

Governing bodies may apply to the Director of Children's Services to include in their school policy a criterion which they regard as essential if children are to be treated fairly in relation to clearly defined local conditions. The application will cover both the substance of the criterion and its position in the order of priorities. In the event of such applications, the Director of Children's Services will consult the Admission Forum and the criterion will then be determined by the Executive Lead Member for Children's Services. Any changes after such determination will be authorised by the Director of Children's Services in consultation with the Executive Lead Member. Any criterion agreed under this category must be published in the school prospectus with its position within the admission priorities clearly indicated. It must be made clear that the criterion is school-specific.

School Closures

In the event of a school closure, pupils from the closing school may be given priority for any school nominated as the receiving school. Specific arrangements will be determined by the Local Authority in accordance with the School Admissions Code and will be published at the time for the specific schools affected.

Legislation

This policy takes account of all Equalities legislation, together with all relevant regulations and the School Admissions Code (published by the DfE in 2014).

School specific criteria for 2019-2020

Indicates a new or amended school specific criterion, effective from 1 September 2019

Indicates a school specific criterion that will cease on 31 August 2018

Primary Schools	Comments
Anstey Junior	Children living in the catchment who at the time of application attend Alton Infant School – criterion 6.
Botley CE Primary	Out-catchment children living in the new housing developments at Boorley Park and Crows Nest Lane (previously part of Botley Primary School’s catchment area), who have a sibling who is attending the school and who was admitted to the school when their address was still within the catchment area prior to it changing in Sept 2019, will be treated as catchment siblings. <i>Transitional arrangement in place up to and including for admissions in September 2024.</i>
Bursledon CE Infant	Out-catchment children living new housing at Land East of Dodwell Lane (Latitude) (previously part of Bursledon CE Infant School’s catchment area), who have a sibling who is attending the school or Bursledon Junior School and who was admitted to the school when their address was still within the catchment area prior to it changing in Sept 2019, will be treated as catchment siblings. <i>Transitional arrangement in place up to and including for admissions in September 2024.</i>
Bursledon Junior	Out-catchment children living in new housing at Land East of Dodwell Lane (Latitude) (previously part of Bursledon Junior School’s catchment area), who have a sibling who is attending the school or Bursledon CE Infant School and who was admitted to the school when their address was still within the catchment area prior to it changing in Sept 2019,, will be treated as catchment siblings. <i>Transitional arrangement in place up to and including for admissions in September 2021.</i>
Endeavour Primary	Out -catchment children living in Tailor Close, Roving Close, Fleece Close, Fuller Way, Loom Crescent, Spindle Close, Colbred Walk, Masham Walk and Jacob Close (previously part of Endeavour Primary School's catchment area), who have a sibling who will still be attending the school in September 2018 and who was admitted to the school when their address was still within the catchment area, will be treated as catchment siblings. NO LONGER REQUIRED AS CATCHMENT CHANGE NOT IMPLEMENTED
Fleet Infant	In-catchment children living north of the railway line have priority over other in-catchment applicants (distance).
Haselworth Primary	Out-catchment children living in Leep Lane, The Haven and north of Clayhall Road (previously part of Haselworth Primary School’s catchment area), who have a sibling who is attending the school and who was admitted to the school when their address was still within the catchment area prior to it changing in Sept 2019, will be treated as catchment siblings. <i>Transitional arrangement in place up to and including for admissions in September 2024.</i>
Lymington Junior	Children living in the catchment area who at the time of application attend Lymington CE Infant School – criterion 6.
Medstead CE Primary	Out-catchment children living within the wider parish of Medstead on the eastern side of Boyneswood Road (commencing from the railway bridge) and the cul-de-sacs, to be given priority over other out-catchment children without relevant siblings.
Merdon Junior	Children living in the catchment area who at the time of application attend Chandlers Ford Infant School – criterion 6.

North Waltham Primary	Out-catchment children living in the new housing at Hounsome Fields and Kennel Farm (previously part of North Waltham Primary School's catchment area), who have a sibling who is attending the school and who was admitted to the school when their address was still within the catchment area prior to it changing in Sept 2019, will be treated as catchment siblings. <i>Transitional arrangement in place up to and including for admissions in September 2024.</i>
Parsonage Farm Nursery & Infant	Criterion 5. Children living out of catchment who have a sibling on the roll of the school. (6 is siblings on roll at the linked schools Cove & Guillemont)
Purbrook Junior	Children living in the catchment who at the time of application attend Purbrook Infant School – criterion 6.
Ringwood Junior	Measurement by “walking distance”.
Rownhams St John CE Primary	CTE – Churches Together in England – criteria 5 & 10.
Sarisbury Infant	Priority for children living in the Whiteley Primary School catchment with a sibling on roll at Sarisbury Infant or junior school – criterion 5.
Sarisbury CE Junior	Priority for children living in the Whiteley Primary School catchment with a sibling on roll at Sarisbury Infant or junior school - criterion 8.
Sherborne St John CE Primary	Out-catchment children living in the Razors Farm development (previously within the catchment area for Sherborne St John CE Primary School), who have a sibling attending Sherborne St John CE Primary School (who was on roll prior to the catchment change and will still be on roll at the time of the younger child's admission), will be treated as catchment siblings. <i>Transitional arrangement in place up to and including for admissions in September 2023.</i>
St James' CE Primary Emsworth	Children of parents who are active members of the following churches: Emsworth Methodist Church, Emsworth Baptist Church, Waterside United Reformed Church, Emsworth St Thomas' Catholic Church, Emsworth New Life Church – criteria 5 & 10
St John the Baptist CE Primary, Titchfield	Applications from children living in the catchment area of Whiteley Primary School will have catchment status for the purposes of home to school transport entitlement. CTE – Churches Together in England – criteria 5 & 10.
Talavera Infant	Out -catchment children living on the Wellesley development (previously part of Talavera Infant School's catchment area), who have a sibling who will still be attending the school in September 2018 and who was admitted to the school when their address was still within the catchment area, will be treated as catchment siblings. <i>Transitional arrangement in place up to and including for admissions in September 2019.</i>
Talavera Junior	Out -catchment children living on the Wellesley development (previously part of Talavera Junior School's catchment area), who have a sibling who will still be attending the school in September 2018 and who was admitted to the school when their address was still within the catchment area, will be treated as catchment siblings. <i>Transitional arrangement in place up to and including for admissions in September 2020.</i>
Velmead Junior	In-catchment children living north of the railway line have priority over other in-catchment applicants (distance).
Winklebury Infant	Out-catchment children living on the Chapel Hill development and Dextra Court (previously within the catchment area of Winklebury Infant School), who have a sibling attending the school and who was admitted when their address was still within the catchment area prior to it changing in Sept 2018, will be treated as catchment siblings. <i>Transitional arrangement in place up to and including for admissions in September 2019.</i>

Winkebury Junior	Out-catchment children living on the Chapel Hill development and Dextra Court (previously within the catchment area of Winklebury Junior School), who have a sibling attending the school and who was admitted when their address was still within the catchment area prior to it changing in Sept 18, will be treated as catchment siblings. <i>Transitional arrangement in place up to and including for admissions in September 2020.</i>
------------------	--

Secondary Schools	Comments
Brighton Hill	Out-catchment children living in the new housing at Hounsme Fields and Kennel Farm (previously part of Brighton Hill School's catchment area), who have a sibling who is attending the school and who was admitted to the school when their address was still within the catchment area prior to it changing in Sept 2019, will be treated as catchment siblings. <i>Transitional arrangement in place up to and including for admissions in September 2022.</i>
Brookfield	Priority is given to catchment children living in Warsash to the south of the school over other catchment children (meaning that they do not have to go past Brookfield on their way to an alternative school).
Cranbourne	For children living within Oakley and surrounding district of the catchment area*, the distance will be measured as a straight line from home to the nearest college bus stop. The designated bus pick up points are Newfound: The Fox, East Oakley: Avon Road/Itchen Close, Marlborough Gardens, Oakley Lane, Croft Road, St John's Piece West, Pack Lane / Lightsfield and Oakley: Oakley Primary Schools, Oakley Pond, Hill Road/Barn Lane, Hill Road/St John's Road, Breach Farm Turn. (*Please contact the college to view a map of the surrounding area.) and; For children living in the former Fort Hill catchment area, distances will be measured as a straight line from the Ordnance Survey address point to the former Fort Hill School address point.
Crestwood	Crestwood is a dual site school. Distances will be measured from the home address to the nearest school site.
Swanmore	Out-catchment children attending Hambledon Primary School have linked school priority <i>(N.B. Hambledon Primary does not share any of its catchment area with Swanmore College of Technology. For home to school transport purposes therefore, children living in the catchment area for Hambledon Primary School will not qualify for assistance with transport to Swanmore)</i>
Vyne	For children living in the Chineham detached catchment area, distance measurement will be from home to the main bus stop on Mattock Way.
Wavell	Out-catchment distances measured to catchment area boundary. The school lies on the southern edge of its catchment. This criterion will enhance the admission chances of out of catchment pupils attending linked schools to the north of the area.

This page is intentionally left blank

PANs for Community & Voluntary Controlled primary phase schools for 2019

DfE no.	School name	Sept 2016 PAN	Sept 2017 PAN	Sept 2018 PAN	Sept 2019 PAN	2019 PAN Comments
3000	ABBOTT'S ANN C of E PRIMARY SCHOOL	16	16	16	16	
2729	ALDERWOOD SCHOOL	90	90	90	90	
3172	ALL SAINTS C of E PRIMARY SCHOOL	30	30	30	30	
2000	ALTON INFANT SCHOOL	60	60	60	60	
2618	ALVERSTOKE COMMUNITY INFANT SCHOOL	60	60	60	60	
3003	AMPFIELD PRIMARY SCHOOL	12	12	12	12	
3004	ANDOVER C of E PRIMARY SCHOOL	30	30	30	30	
2001	ANSTEY JUNIOR SCHOOL	64	64	64	64	
2226	ANTON INFANT SCHOOL	60	60	60	60	
2004	ANTON JUNIOR SCHOOL	64	64	64	64	
2119	ASHFORD HILL PRIMARY SCHOOL	20	20	20	20	
2005	ASHLEY INFANT SCHOOL	65	65	65	65	(this includes 5 statemented pupils admitted to specialist SEN provision)
2006	AWBRIDGE PRIMARY SCHOOL	23	23	23	23	
2354	BALKSBURY INFANT SCHOOL	90	90	90	90	
2002	BALKSBURY JUNIOR SCHOOL	90	90	90	90	
2107	BARNCROFT PRIMARY SCHOOL	60	60	60	60	
3197	BARTLEY C of E JUNIOR SCHOOL	90	90	90	90	
3009	BARTON STACEY C of E PRIMARY SCHOOL	17	17	17	17	
2014	BEAULIEU VILLAGE PRIMARY SCHOOL	17	17	17	17	
2776	BEDENHAM PRIMARY SCHOOL	45	45	45	45	
3023	BENTLEY C of E PRIMARY SCHOOL	30	30	30	30	
2752	BERRYWOOD PRIMARY SCHOOL	90	90	90	90	
2396	BIDBURY INFANT SCHOOL	60	60	60	60	
2336	BIDBURY JUNIOR SCHOOL	60	60	60	60	
3012	BINSTED C of E PRIMARY SCHOOL	14	14	14	14	
2019	BISHOPS WALTHAM INFANT SCHOOL	60	60	90	90	
2273	BISHOP'S WALTHAM JUNIOR SCHOOL	64	64	64	90	Increase to PAN agreed with school & HCC
2315	BISHOPSWOOD INFANT SCHOOL	60	60	60	60	
2315	BISHOPSWOOD JUNIOR SCHOOL	60	60	60	60	
2022	BORDON INFANT SCHOOL	60	60	60	60	
2021	BORDON JUNIOR SCHOOL	60	60	60	60	
2116	BOSMERE JUNIOR SCHOOL	90	90	90	90	
3014	BOTLEY C of E PRIMARY SCHOOL	45	45	45	45	
2023	BRAISHFIELD PRIMARY SCHOOL	14	14	14	14	
3022	BRAMLEY C of E PRIMARY SCHOOL	75	75	75	60	Proposed reduction in PAN
3018	BREAMORE C of E PRIMARY SCHOOL	15	15	15	15	
3019	BROCKENHURST C of E PRIMARY SCHOOL	30	30	30	30	
2627	BROCKHURST INFANT SCHOOL	60	60	60	60	
2602	BROCKHURST JUNIOR SCHOOL	66	66	66	66	
2025	BROUGHTON PRIMARY SCHOOL	12	12	12	12	
2026	BURGHCLERE PRIMARY SCHOOL	17	17	17	17	
2027	BURITON PRIMARY SCHOOL	15	15	15	15	
2028	BURLEY PRIMARY SCHOOL	15	16	16	16	
3669	BURNHAM COPSE PRIMARY SCHOOL	45	45	45	45	
3020	BURSLEDON C of E INFANT SCHOOL	90	90	90	90	
2304	BURSLEDON JUNIOR SCHOOL	90	90	90	90	
2155	BURYFIELDS INFANT SCHOOL	75	70	70	70	Proposed reduction in PAN (Adjudicator approved In Year variation for 2017 and 2018)
3667	CADLAND PRIMARY	YrR 50 Yr 3 22	YrR 50 Yr 3 22	YrR 50 Yr 3 22	YrR 50 Yr 3 22	(An additional 22 children can be admitted at Year 3.)
2330	CALMORE INFANT SCHOOL	60	60	60	60	
2321	CASTLE HILL INFANT SCHOOL	60	60	60	60	
2272	CASTLE HILL PRIMARY SCHOOL	YrR 30 Yr 3 64	YrR 30 Yr 3 64	YrR 30 Yr 3 60	60	Increase to PAN agreed with school & HCC
2395	CASTLE PRIMARY SCHOOL	60	60	60	60	
3027	CATHERINGTON C of E INFANT SCHOOL	30	30	30	30	
2344	CHALK RIDGE PRIMARY SCHOOL	60	60	60	60	
2033	CHANDLER'S FORD INFANT SCHOOL	60	60	60	60	
3029	CHAWTON C of E PRIMARY SCHOOL	20	20	20	20	

DfE no.	School name	Sept 2016 PAN	Sept 2017 PAN	Sept 2018 PAN	Sept 2019 PAN	2019 PAN Comments
2062	CHERBOURG PRIMARY SCHOOL	54	54	54	54	(this includes 1 statemented pupil admitted to the specialist SEN provision)
2035	CHERRITON PRIMARY SCHOOL	15	15	15	15	
2016	CHERRYWOOD COMMUNITY PRIMARY SCHOOL	30	30	30	30	
3199	CHILTERN PRIMARY SCHOOL	45	45	45	30	Proposed reduction to PAN
2229	CHURCH CROOKHAM JUNIOR SCHOOL	120	150	150	150	
2040	CLANFIELD JUNIOR SCHOOL	90	90	90	90	
2041	CLIDDESSEN PRIMARY SCHOOL	16	16	16	16	
2382	COLDEN COMMON PRIMARY SCHOOL	45	45	45	45	
3032	COPYTHORNE C of E INFANT SCHOOL	30	30	30	30	
2511	COVE INFANT SCHOOL	60	60	60	60	
2510	COVE JUNIOR SCHOOL	75	75	75	75	
3671	CRANFORD PARK CE PRIMARY SCHOOL	30	30	30	30	
2216	CROFTON ANNE DALE INFANT SCHOOL	90	90	90	90	
2049	CROFTON ANNE DALE JUNIOR SCHOOL	96	96	96	96	
2276	CROFTON HAMMOND INFANT SCHOOL	60	60	60	60	
2345	CROFTON HAMMOND JUNIOR SCHOOL	62	62	62	62	
2046	CRONDALL PRIMARY SCHOOL	30	30	30	30	
2329	CUPERNHAM INFANT SCHOOL	90	90	90	90	
2176	CUPERNHAM JUNIOR SCHOOL	90	90	90	90	
2047	CURDRIDGE PRIMARY SCHOOL	17	17	17	17	
2054	DENMEAD INFANT SCHOOL	90	90	90	90	
2323	DENMEAD JUNIOR SCHOOL	90	90	90	90	
2053	DROXFORD JUNIOR SCHOOL	45	45	45	45	
3040	DURLEY C of E PRIMARY SCHOOL	16	16	16	16	
3046	EAST MEON C of E PRIMARY SCHOOL	13	13	13	13	
3050	ECCHINSWELL AND SYDMONTON C E PRIMARY	15	15	15	15	
2196	ELING INFANT SCHOOL	45	45	45	45	
2607	ELSON INFANT SCHOOL	90	90	90	90	
2606	ELSON JUNIOR SCHOOL	90	90	90	90	
2015	ELVETHAM HEATH PRIMARY SCHOOL	90	90	90	90	
2767	EMSWORTH PRIMARY SCHOOL	45	45	60	60	
3672	ENDEAVOUR PRIMARY SCHOOL	60	60	60	90	Increase to PAN agreed with school & HCC
2071	FAIR OAK INFANT SCHOOL	120	120	120	120	
2263	FAIR OAK JUNIOR SCHOOL	150	150	150	150	
2095	FAIRFIELD INFANT SCHOOL	90	90	90	90	
2727	FAIRFIELDS PRIMARY SCHOOL	60	60	60	60	
2735	FERNHILL PRIMARY SCHOOL	30	30	30	30	
2270	FLEET INFANT SCHOOL	90	90	90	90	
2372	FORDINGBRIDGE INFANT SCHOOL	60	60	60	60	
2367	FORDINGBRIDGE JUNIOR SCHOOL	64	64	64	64	
2749	FOUR LANES COMMUNITY JUNIOR SCHOOL	90	90	90	90	
2392	FOUR LANES INFANT SCHOOL	90	90	90	90	
3061	FOUR MARKS C of E PRIMARY SCHOOL	45	45	45	45	
2299	FOXHILLS INFANT SCHOOL	60	60	60	60	
2197	FOXHILLS JUNIOR SCHOOL	90	90	90	90	
2115	FREEGROUNDS INFANT SCHOOL	90	90	90	90	
2267	FREEGROUNDS JUNIOR SCHOOL	90	90	90	90	
2238	FROGMORE INFANT SCHOOL	60	60	60	60	
3062	FROXFIELD C of E PRIMARY SCHOOL	12	15	15	15	
2217	FRYERN INFANT SCHOOL	60	60	60	60	
2056	FRYERN JUNIOR SCHOOL	60	60	60	60	
2625	GOMER INFANT SCHOOL	60	60	60	60	
2521	GRANGE COMMUNITY JUNIOR SCHOOL	60	60	60	60	
2620	GRANGE INFANT SCHOOL	90	90	90	90	
2619	GRANGE JUNIOR SCHOOL	90	90	90	90	
2085	GRATELEY PRIMARY SCHOOL	15	15	15	15	
3067	GRAYSHOTT C of E PRIMARY SCHOOL	30	30	30	30	

DfE no.	School name	Sept 2016 PAN	Sept 2017 PAN	Sept 2018 PAN	Sept 2019 PAN	2019 PAN Comments
2011	GREAT BINFIELDS PRIMARY SCHOOL	60	60	60	60	(this includes 2 stated pupils admitted to the specialist SEN provision)
2086	GREATHAM PRIMARY SCHOOL	30	30	30	30	
2376	GREENFIELDS JUNIOR SCHOOL	90	90	90	90	
2533	GUILLEMONT JUNIOR SCHOOL	95	95	95	95	(this includes 5 stated pupils admitted to the specialist SEN provision)
2090	HALE PRIMARY SCHOOL	15	15	15	15	
2312	HALTERWORTH COMMUNITY PRIMARY SCHOOL	60	60	60	60	
2091	HAMBLE PRIMARY SCHOOL	45	45	45	45	
2092	HAMBLEDON PRIMARY SCHOOL	15	15	15	15	
2736	HARESTOCK PRIMARY SCHOOL	36	36	36	36	
2252	HARRISON PRIMARY SCHOOL	90	90	90	90	
2215	HART PLAIN INFANT SCHOOL	60	60	60	60	
2740	HART PLAIN JUNIOR SCHOOL	90	90	90	90	
2612	HASELWORTH PRIMARY SCHOOL	20	20	20	20	
2470	HATCH WARREN INFANT SCHOOL	90	90	90	90	
2761	HATCH WARREN JUNIOR SCHOOL	90	90	90	90	
2105	HAWLEY PRIMARY SCHOOL	45	45	45	45	
2739	HAZEL WOOD INFANT SCHOOL	80	80	80	80	
2269	HEATHERSIDE INFANT SCHOOL	100	100	100	100	
2278	HEATHERSIDE JUNIOR SCHOOL	96	96	96	96	
2170	HERNE JUNIOR SCHOOL	120	120	120	120	
2237	HILTINGBURY INFANT SCHOOL	88	88	88	88	(plus 2 stated pupils admitted to specialist SEN provision)
2274	HILTINGBURY JUNIOR SCHOOL	90	90	90	90	(this includes 2 stated pupils admitted to specialist SEN provision)
2777	HOLBROOK PRIMARY SCHOOL	45	45	45	30	Proposed reduction to PAN
2723	HOOK INFANT SCHOOL	120	120	120	120	
2325	HOOK JUNIOR SCHOOL	120	120	120	120	
3081	HORNDEAN C of E JUNIOR SCHOOL	128	128	128	128	
2239	HORNDEAN INFANT SCHOOL	90	90	90	90	
3082	HURSTBOURNE TARRANT C of E PRIMARY SCHOOL	15	15	15	15	
3083	HYDE C of E PRIMARY SCHOOL	10	10	10	10	
2113	HYTHE PRIMARY SCHOOL	45	45	45	45	
2117	ITCHEN ABBAS PRIMARY SCHOOL	13	15	15	15	
2316	KEMPSHOTT INFANT SCHOOL	90	90	90	90	
2286	KEMPSHOTT JUNIOR SCHOOL	96	96	96	96	
2347	KINGS COPSE PRIMARY SCHOOL	30	30	30	45	(this includes 2 stated pupils admitted to specialist SEN provision).
2725	KING'S FURLONG INFANT SCHOOL AND NURSE	70	90	90	90	
2726	KING'S FURLONG JUNIOR SCHOOL	66	66	90	90	
3089	KING'S SOMBORNE C of E PRIMARY SCHOOL	20	20	20	20	
2120	KINGS WORTHY PRIMARY SCHOOL	60	60	60	60	An additional four places will be available for entry to Year 3
3088	KINGSCLERE C of E PRIMARY SCHOOL	38	38	38	40	Increase to PAN agreed with school & HCC
2301	KNIGHTS ENHAM INFANT SCHOOL	60	60	60	60	
2284	KNIGHTS ENHAM JUNIOR SCHOOL	60	60	60	60	
2009	KNIGHTWOOD PRIMARY SCHOOL	60	60	60	60	
2125	LANGRISH PRIMARY SCHOOL	30	30	30	30	
2630	LEE-ON-THE-SOLENT INFANT SCHOOL	90	90	90	90	
2610	LEE-ON-THE-SOLENT JUNIOR SCHOOL	90	90	90	90	
3191	LEESLAND C of E INFANT SCHOOL	90	90	90	90	
3190	LEESLAND C of E JUNIOR SCHOOL	90	90	90	90	(this includes 2 stated pupils admitted to specialist SEN provision).
3183	LIPHOOK C of E JUNIOR SCHOOL	90	90	90	90	
2342	LIPHOOK INFANT SCHOOL	90	90	90	90	
2291	LISS INFANT SCHOOL	60	60	60	60	
2127	LISS JUNIOR SCHOOL	65	65	65	65	(this includes 2 stated pupils admitted to specialist SEN provision)
2249	LOCKS HEATH INFANT SCHOOL	120	120	120	120	
2128	LOCKS HEATH JUNIOR SCHOOL	128	128	128	128	
3096	LONG SUTTON C of E PRIMARY SCHOOL	20	20	20	20	
2194	LYDLYNCH INFANT SCHOOL	60	60	60	60	
2332	LYMINGTON JUNIOR SCHOOL	60	60	60	60	
2042	MANOR CE INFANT SCHOOL	30	30	30	30	
2341	MANOR FIELD INFANT SCHOOL	60	60	60	60	

DfE no.	School name	Sept 2016 PAN	Sept 2017 PAN	Sept 2018 PAN	Sept 2019 PAN	2019 PAN Comments
2285	MANOR FIELD JUNIOR SCHOOL	60	60	60	60	
2524	MANOR INFANT SCHOOL	90	90	90	90	(this includes 2 statemented pupils admitted to specialist SEN provision)
2520	MANOR JUNIOR SCHOOL	90	90	90	90	(this includes 1 statemented pupils admitted to specialist SEN provision)
3100	MARCHWOOD C of E INFANT SCHOOL	90	90	90	90	
2378	MARCHWOOD JUNIOR SCHOOL	90	90	90	90	
2516	MARLBOROUGH INFANT SCHOOL	42	42	42	42	
2298	MARNEL COMMUNITY INFANT SCHOOL	120	120	120	120	
2287	MARNEL JUNIOR SCHOOL	120	120	120	120	
2383	MAYHILL JUNIOR SCHOOL	70	70	70	70	
3101	MEDSTEAD C of E PRIMARY SCHOOL	31	31	30 + 2	31 + 2	(this includes 1 statemented pupil admitted to specialist SEN provision)
2246	MENGHAM INFANT SCHOOL	60	60	60	60	
2335	MENGHAM JUNIOR SCHOOL	60	60	60	60	
3102	MEONSTOKE C of E SCHOOL	27	27	27	27	
2034	MERDON JUNIOR SCHOOL	64	64	64	64	
2271	MERTON INFANT SCHOOL	90	60	90	90	
2268	MERTON JUNIOR SCHOOL	90	90	90	90	
2017	MICHELDEVER CHURCH OF ENGLAND PRIMARY	15	15	15	15	
2775	MILL HILL PRIMARY SCHOOL	30	30	30	30	
5210	MILL RYTHE INFANT SCHOOL	90	90	90	90	
2106	MILL RYTHE JUNIOR SCHOOL	90	90	90	90	
2774	MORELANDS PRIMARY SCHOOL	45	45	45	45	(this does not include pupil numbers for the two SEN Resourced Provisions: Development and Assessment Provision (7 places across Early Years and Key Stage 1) and Language Impairment Provision (14 places across all year groups) for which places are allocated by the County's Special Educational Needs team).
2373	NETLEY ABBEY INFANT SCHOOL	90	90	90	90	
2348	NETLEY ABBEY JUNIOR SCHOOL	90	90	90	90	
3110	NETLEY MARSH C of E INFANT SCHOOL	30	30	30	30	
2137	NEW MILTON INFANT SCHOOL	90	90	90	90	
2140	NEW MILTON JUNIOR SCHOOL	93	93	93	93	
2389	NEWLANDS PRIMARY SCHOOL	30	30	30	30	
3192	NEWTOWN C of E PRIMARY SCHOOL	60	60	60	60	
2147	NEWTOWN SOBERTON INFANT SCHOOL	25	25	25	25	
2763	NIGHTINGALE PRIMARY SCHOOL	60	60	60	60	
2036	NORTH BADDESLEY INFANT SCHOOL	60	60	90	90	
2265	NORTH BADDESLEY JUNIOR SCHOOL	64	64	90	64	Proposed reduction to PAN
2519	NORTH FARNBOROUGH INFANT SCHOOL	60	60	60	60	
2148	NORTH WALTHAM PRIMARY SCHOOL	22	22	22	22	
2309	NORTHERN INFANT SCHOOL	45	60	60	60	
2161	NORTHERN JUNIOR COMMUNITY SCHOOL	45	45	45	60	Increase to PAN agreed with school & HCC
2387	NORWOOD PRIMARY SCHOOL	60	60	60	60	
3112	NURSING C of E PRIMARY SCHOOL	30	30	30	30	
2256	OAKFIELD PRIMARY SCHOOL	30	30	30	30	
3120	OAKLEY C of E JUNIOR SCHOOL	67	67	67	67	
2328	OAKLEY INFANT SCHOOL	60	60	60	60	
2012	OAKRIDGE INFANT SCHOOL	60	60	90	90	
2227	OAKRIDGE JUNIOR SCHOOL	60	60	90	90	
2094	OAKWOOD INFANT SCHOOL	90	90	90	90	
2319	OLD BASING INFANT SCHOOL	90	90	90	90	
2326	OLIVER'S BATTERY PRIMARY SCHOOL	40	40	40	40	
2230	ORCHARD INFANT SCHOOL	90	90	90	90	
2248	ORCHARD JUNIOR SCHOOL	102	90	90	90	
2717	ORCHARD LEA INFANT SCHOOL	60	60	60	60	
2718	ORCHARD LEA JUNIOR SCHOOL	64	64	64	64	
3118	OTTERBOURNE C of E PRIMARY SCHOOL	30	30	30	30	
3119	OVERTON C of E PRIMARY SCHOOL	60	60	60	60	
2157	OWSLEBURY PRIMARY SCHOOL	12	12	12	12	
2214	PADNELL INFANT SCHOOL	90	90	90	90	
2213	PADNELL JUNIOR SCHOOL	90	90	90	90	
2313	PARK GATE PRIMARY SCHOOL	60	60	60	60	

DfE no.	School name	Sept 2016 PAN	Sept 2017 PAN	Sept 2018 PAN	Sept 2019 PAN	2019 PAN Comments
2728	PARK PRIMARY SCHOOL	30	30	30	30	
2731	PARK VIEW INFANT SCHOOL	90	90	90	Closed	
2732	PARK VIEW JUNIOR SCHOOL	75	90	90	Closed	Change of name and age range - See Park View Primary below
2732	PARK VIEW PRIMARY SCHOOL	75	90	90	60	Proposed reduction to PAN (this includes 1 statemented pupils admitted to specialist SEN provision)
2530	PARSONAGE FARM NURSERY AND INFANT SCHC	60	60	60	60	
2622	PEEL COMMON INFANT SCHOOL AND NURSERY	60	60	60	60	
2624	PEEL COMMON JUNIOR SCHOOL	60	60	60	60	
3124	PENNINGTON C of E JUNIOR SCHOOL	52	52	52	52	
2241	PENNINGTON INFANT SCHOOL	52	52	52	52	
2162	PETERSFIELD INFANT SCHOOL	120	120	120	120	
2357	PETERSGATE INFANT SCHOOL	60	60	60	90	Increase to PAN agreed with school & HCC
2534	PINEWOOD INFANT SCHOOL	35	35	35	35	(this includes 5 statemented pupil admitted to specialist SEN provision)
2007	PORTWAY INFANT SCHOOL	90	90	90	90	
2003	PORTWAY JUNIOR SCHOOL	96	96	96	96	
2346	POTLEY HILL PRIMARY SCHOOL	45	45	45	45	
2310	POULNER INFANT SCHOOL	75	75	60	60	Proposed reduction in PAN (Adjudicator approved In Year variation for 2018)
2266	POULNER JUNIOR SCHOOL	87	87	87	87	
3126	PRESTON CANDOVER C of E PRIMARY SCHOOL	20	26	26	20	Proposed reduction to PAN
2167	PURBROOK INFANT SCHOOL	90	90	90	90	
2297	PURBROOK JUNIOR SCHOOL	96	96	96	96	
2750	QUEENS INCLOSURE PRIMARY SCHOOL	60	60	60	60	
2306	RANVILLES INFANT SCHOOL	60	60	60	60	
2289	RANVILLES JUNIOR SCHOOL	68	68	68	68	
2388	RED BARN COMMUNITY PRIMARY SCHOOL	30	30	30	30	
2074	REDLANDS PRIMARY SCHOOL	45	45	45	45	
2101	RIDERS INFANT SCHOOL	90	90	90	60	Proposed reduction to PAN
2100	RIDERS JUNIOR SCHOOL	90	90	90	90	
3132	RINGWOOD C of E INFANT SCHOOL	90	90	90	90	
2175	RINGWOOD JUNIOR SCHOOL	96	96	96	96	
2318	ROMAN WAY PRIMARY SCHOOL	30	30	30	30	
3668	ROMSEY PRIMARY SCHOOL	30	30	60	60	
3138	ROPLEY C of E PRIMARY SCHOOL	25	25	25	25	
3136	ROWLANDS CASTLE ST JOHNS C of E PRIMARY S	30	30	30	30	
3196	ROWLEDGE C of E PRIMARY SCHOOL	30	30	30	30	
2617	ROWNER INFANT SCHOOL	60	60	60	60	
2616	ROWNER JUNIOR SCHOOL	64	64	64	64	
3137	ROWNHAMS ST JOHN'S C of E PRIMARY SCHOO	40	40	45	40	Proposed reduction in PAN
2320	RUCSTALL PRIMARY SCHOOL	34	30	30	30	Proposed reduction in PAN (Adjudicator approved In Year variation for 2017 & 2018)
3184	SAINT JAMES' C of E PRIMARY SCHOOL	60	90	90	90	
3001	SAINT LAWRENCE C of E PRIMARY SCHOOL	26	26	30	30	
3142	SARISBURY C of E JUNIOR SCHOOL	90	90	90	90	
2282	SARISBURY INFANT SCHOOL	90	90	90	90	
2322	SCANTABOUT PRIMARY SCHOOL	30	30	30	30	
2063	SHAKESPEARE INFANT SCHOOL	90	90	90	90	Proposed reduction in PAN (Adjudicator approved In Year variation for 2018)
2377	SHAKESPEARE JUNIOR SCHOOL	90	90	120	90	Proposed reduction to PAN (this includes 2 statemented pupils admitted to specialist SEN provision)
2224	SHAMBLEHURST PRIMARY SCHOOL	60	60	60	60	
2020	SHARPS COPSE PRIMARY SCHOOL	45	45	45	45	
2181	SHEET PRIMARY SCHOOL	16	16	16	16	
3144	SHERBORNE ST JOHN C of E PRIMARY SCHOOL	17	17	17	17	
2182	SHIPTON BELLINGER PRIMARY SCHOOL	30	30	30	30	
2623	SISKIN INFANT AND NURSERY SCHOOL	60	60	60	60	
2621	SISKIN JUNIOR SCHOOL	60	60	60	60	
2183	SOPLEY PRIMARY SCHOOL	15	15	15	15	
3146	SOUTH BADDESLEY C of E PRIMARY SCHOOL	16	16	16	22	Increase to PAN agreed with school & HCC
2517	SOUTH FARNBOROUGH INFANT SCHOOL	90	90	90	90	

DfE no.	School name	Sept 2016 PAN	Sept 2017 PAN	Sept 2018 PAN	Sept 2019 PAN	2019 PAN Comments
2531	SOUTH FARNBOROUGH JUNIOR SCHOOL	95	95	95	95	(this includes 5 stated pupils admitted to specialist SEN provision)
2228	SOUTH VIEW INFANT SCHOOL	72	72	64	60 + 4	Proposed change to PAN
2013	SOUTH VIEW JUNIOR SCHOOL	64	64	64	60 + 4	Proposed change to PAN (this includes 4 stated pupils admitted to specialist SEN provision)
2314	SOUTH WONSTON PRIMARY SCHOOL	60	60	60	60	
2742	SOUTHWOOD INFANT SCHOOL	60	60	60	45	Proposed reduction in PAN
3147	SPARSHOLT C of E PRIMARY SCHOOL	18	18	18	18	
2169	SPRINGWOOD INFANT SCHOOL	60	60	60	60	
2361	SPRINGWOOD JUNIOR SCHOOL	60	60	60	60	
3181	ST BEDE C of E PRIMARY SCHOOL	60	60	60	60	
3052	ST JAMES C of E PRIMARY SCHOOL	34	34	34	30	Proposed reduction to PAN
3143	ST JOHN THE BAPTIST C of E PRIMARY SCHOOL	45	45	45	45	
3095	ST JOHN THE BAPTIST C of E PRIMARY SCHOOL	60	60	60	60	
3149	ST LUKE'S C of E PRIMARY SCHOOL	30	30	30	30	
2180	ST MARY BOURNE PRIMARY SCHOOL	20	20	20	20	
3185	ST MICHAEL'S C of INFANT SCHOOL	90	90	90	90	
3186	ST MICHAEL'S C of E JUNIOR SCHOOL	96	96	96	96	
3177	ST THOMAS' C of E INFANT SCHOOL	45	45	45	45	
3150	STEEP C of E PRIMARY SCHOOL	15	15	15	15	
2186	STOCKBRIDGE PRIMARY SCHOOL	20	20	20	20	
2018	STOKE PARK INFANT SCHOOL	90	90	90	90	(this includes 1 stated pupil admitted to specialist SEN provision)
2030	STOKE PARK JUNIOR SCHOOL	96	96	96	96	(this includes 1 stated pupil admitted to specialist SEN provision)
2255	SUN HILL INFANT SCHOOL	60	60	60	60	
2190	TADLEY COMMUNITY PRIMARY SCHOOL	60	60	60	60	
2526	TALAVERA INFANT SCHOOL	90	90	90	90	
2523	TALAVERA JUNIOR SCHOOL	Y3 74, Y4 22	Y3 74, Y4 22	Y3 74, Y4 22	90	Increase to PAN agreed with school (An additional 22 children can be admitted at Year 4.)
2324	TAVISTOCK INFANT SCHOOL	90	90	90	90	
2300	THE BUTTS PRIMARY SCHOOL	34	34	60	60	
2061	THE CRESCENT PRIMARY SCHOOL	90	90	90	90	
4012	THE WESTGATE SCHOOL (PRIMARY PROVISION)	60	60	60	60	
2111	TIPTOE PRIMARY SCHOOL	17	17	17	17	(The school has a specialist SEN unit which admits 8 children across Years 3 to 6 and a second unit which admits 8 children across Years R to 6.)
2193	TITCHFIELD PRIMARY SCHOOL	30	30	30	30	
2512	TOWER HILL COMMUNITY SCHOOL	60	60	60	60	
2104	TROSNANT INFANT SCHOOL	60	60	90	60	Proposed reduction to PAN
2103	TROSNANT JUNIOR SCHOOL	60	60	90	60	Proposed reduction to PAN (this includes 2 stated pupils admitted to specialist SEN provision)
2290	TWESELDOWN INFANT SCHOOL	90	120	120	120	
3156	TWYFORD ST MARY C of E PRIMARY SCHOOL	20	20	20	20	
2069	UPLANDS PRIMARY SCHOOL	45	45	45	45	
2339	VELMEAD JUNIOR SCHOOL	96	96	96	96	
3163	VERNHAM DEAN GILLUM'S C of E PRIMARY SCHOOL	15	15	15	15	
2220	VIGO PRIMARY SCHOOL	90	90	90	90	(this includes 2 stated pupils admitted to specialist SEN provision)
2076	WALLISDEAN INFANT SCHOOL	60	60	60	60	
2067	WALLISDEAN JUNIOR SCHOOL	60 + 3 SEN	60 + 3 SEN	60 + 3 SEN	60 + 3 SEN	(this includes 3 stated pupils admitted to specialist SEN provision)
2200	WALLOP PRIMARY SCHOOL	30	30	30	30	
2089	WATERSIDE PRIMARY SCHOOL	30	30	30	30	
2737	WEEKE PRIMARY SCHOOL	60	60	60	60	
2010	WELLINGTON COMMUNITY PRIMARY SCHOOL	60	60	60	60	
2202	WELLOW SCHOOL	30	30	30	30	
2722	WELLSTEAD PRIMARY SCHOOL	60	60	60	60	
3168	WEST MEON C of E PRIMARY SCHOOL	12	12	12	12	
3169	WEST TYTHERLEY C of E PRIMARY SCHOOL	15	15	15	15	
3176	WESTERN C of E PRIMARY SCHOOL	60	60	60	60	
2257	WESTFIELDS INFANT SCHOOL	90	90	90	90	
2242	WESTFIELDS JUNIOR SCHOOL	105	105	90	90	Proposed reduction in PAN (Adjudicator approved In Year variation for 2018)

D/E no.	School name	Sept 2016 PAN	Sept 2017 PAN	Sept 2018 PAN	Sept 2019 PAN	2019 PAN Comments
2288	WEYFORD PRIMARY SCHOOL	90	90	90	90	
2203	WHERWELL PRIMARY SCHOOL	18	18	18	18	
3170	WHITCHURCH C of E PRIMARY SCHOOL	60	60	60	75	<i>Increase to PAN agreed with school & HCC</i>
2778	WHITELEY PRIMARY SCHOOL	90	90	90	90	
3213	WHITEWATER C of E PRIMARY SCHOOL	20	20	20	20	
3171	WICKHAM C of E PRIMARY SCHOOL	45	45	45	45	
2168	WICOR PRIMARY SCHOOL	60	60	60	60	
2057	WILDGROUND INFANT SCHOOL	60	60	60	60	<i>(this includes 1 statemented pupil admitted to specialist SEN provision)</i>
2055	WILDGROUND JUNIOR SCHOOL	60	60	60	60	
2223	WINKLEBURY INFANT SCHOOL	60	60	60	60	
2008	WINKLEBURY JUNIOR SCHOOL	60	60	60	60	
2211	WINNALL PRIMARY SCHOOL	30	30	30	30	
2613	WOODCOT PRIMARY SCHOOL	30	30	30	30	<i>(this includes 1 statemented pupil admitted to specialist SEN provision).</i>
3670	WOODCROFT PRIMARY SCHOOL	30	30	30	30	
2753	WOODLEA PRIMARY SCHOOL	30	30	30	30	
2384	WOOLTON HILL JUNIOR SCHOOL	45	45	45	45	
2243	WOOTEY INFANT SCHOOL	60	60	60	60	
2317	WOOTEY JUNIOR SCHOOL	60	60	60	60	

This page is intentionally left blank

PANs for Community Secondary Schools for 2019

DfE no.	School name	Sept 2016 PAN	Sept 2017 PAN	Sept 2018 PAN	Sept 2019 PAN	Comments for 2019
2729	ALDERWOOD SCHOOL	170	170	80	80	
4156	ALDWORTH SCHOOL	200	200	200	200	
4182	BRIGHTON HILL COMMUNITY SCHOOL	255	255	255	255	
4136	BROOKFIELD COMMUNITY SCHOOL	360	360	360	360	
4171	CALTHORPE PARK SCHOOL	254	254	284	284	
4117	COURT MOOR SCHOOL	220	220	220	220	
4164	CRANBOURNE BUSINESS AND ENTERPRISE COLLEGE	180	180	180	180	
4191	CRESTWOOD COMMUNITY SCHOOL	140	286	286	240	Proposed reduction to PAN (inc 7 places for children with an EHCP admitted to the specialist SEN provision)
4204	FERNHILL SCHOOL	180	180	180	180	
4183	FROGMORE COMMUNITY COLLEGE	140	140	140	145	Increase to PAN agreed with school & HCC
4163	HARROW WAY COMMUNITY SCHOOL	180	180	180	180	
4174	HENRY BEAUFORT SCHOOL	203	203	203	203	inc 3 places for children with an EHCP admitted to the specialist SEN provision
4307	HENRY CORT COMMUNITY SCHOOL	210	210	210	210	
4173	HORNDEAN TECHNOLOGY COLLEGE	275	275	275	275	inc 3 places for children with an EHCP admitted to the specialist SEN provision
4001	JOHN HANSON COMMUNITY SCHOOL	196	196	196	196	
4310	KINGS' SCHOOL	330	336	336	336	inc 3 places for children with an EHCP admitted to the specialist SEN provision
4316	PARK COMMUNITY SCHOOL	190	190	190	190	
4133	PORTCHESTER COMMUNITY SCHOOL	168	168	168	168	inc 5 places for children with an EHCP admitted to the specialist SEN provision
4149	SWANMORE COLLEGE	270	270	270	270	
4153	TEST VALLEY SCHOOL	156	156	156	156	
4162	THE CLERE SCHOOL	145	145	145	145	
4119	THE HAMBLE SCHOOL	203	203	210	210	
4144	THE HURST COMMUNITY COLLEGE	215	215	215	216	Increase to PAN agreed with school & HCC
4180	THE VYNE COMMUNITY SCHOOL	150	150	150	150	(inc 2 places for children with an EHCP admitted to the specialist SEN provision)
4113	TOYNBEE SCHOOL	210	210	210	210	inc 2 places for children with an EHCP admitted to the specialist SEN provision
4318	WARBLINGTON SCHOOL	180	180	180	180	
4206	WAVELL SCHOOL	200	200	200	200	plus 4 places for children with an EHCP admitted to the specialist SEN provision
4012	WESTGATE SCHOOL	240	240	240	240	
4166	YATELEY SCHOOL	261	261	240	240	

This page is intentionally left blank

**Consultation on school catchment area changes which affect:
North Waltham Primary School, Kempshott Infant School,
Kempshott Junior School, Brighton Hill Community School and
Aldworth School in Basingstoke**

Hampshire County Council has reviewed the school catchments to take account of the new housing at Hounsme Fields and Kennel Farm. Hampshire County Council has been in discussion with the local schools in order to consider appropriate catchment arrangements for each school.

The new housing currently falls within the catchment area of North Waltham Primary School and Brighton Hill Community School (Secondary). Due to the infrastructure and the location of the surrounding schools, it is proposed that the catchments be redrawn for admission in September 2019 onwards.

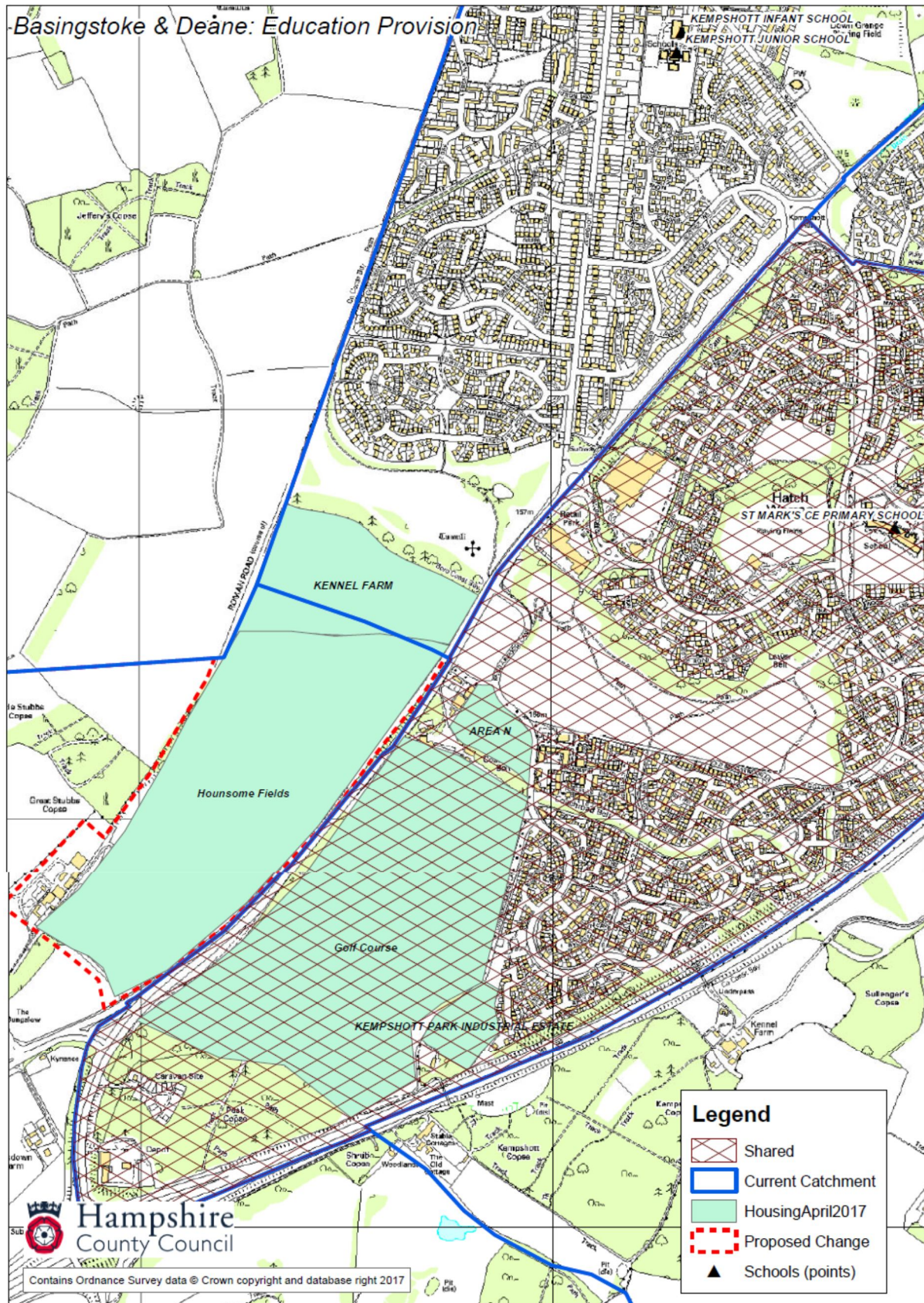
This proposed catchment change would move the catchment area boundary of North Waltham Primary School and Brighton Hill Community School (Secondary) so that all of the new housing at Hounsme Fields and Kennel Farm and existing properties sit within the catchment area of Kempshott Infant School, Kempshott Junior School and Aldworth School.

Transitional arrangements are proposed by the County Council to mitigate the impact of this change for families currently living in the affected area with children already in the existing catchment schools, as follows:

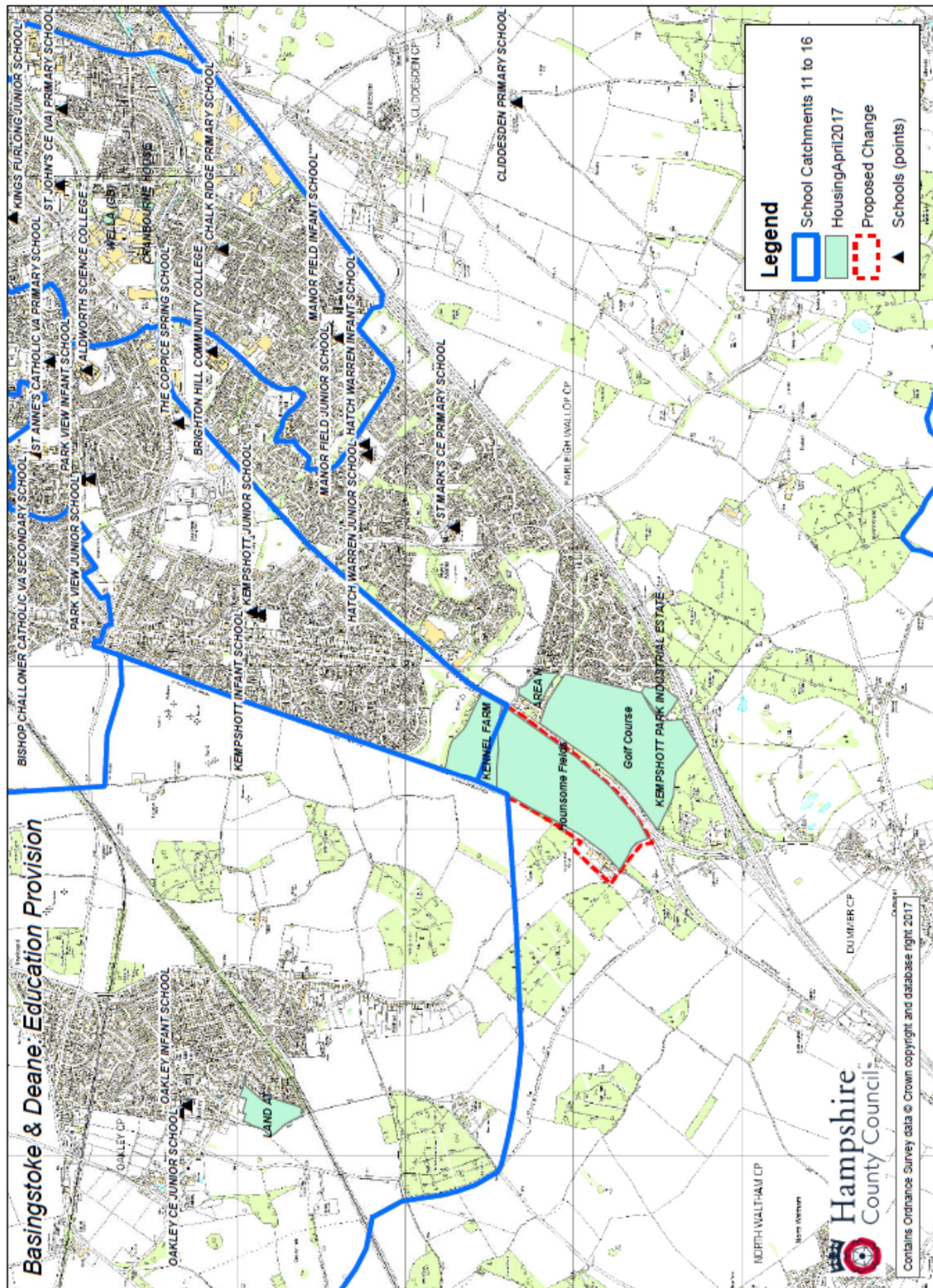
- ❖ Transitional arrangements for admission to North Waltham Primary School: A child starting school for the first time who has a sibling on roll at North Waltham Primary School (who was on roll prior to the catchment change and who will still be attending the school at the time of the younger child's admission), will also be given catchment priority for North Waltham Primary School up to, and including, admission in September 2024.
- ❖ Transitional arrangements for admission to Brighton Hill Community School: A child due to transfer to secondary school, who has a sibling on roll at Brighton Hill Community School (who was on roll prior to the catchment change and who will still be on roll at the time of the younger child's admission), will also be given catchment priority for Brighton Hill Community School, up to, and including, admission in September 2022.

The proposed catchment areas that will apply from September 2019 are presented below.

Map of proposed Primary school catchment changes



Map of proposed secondary school catchment changes



This page is intentionally left blank

Consultation on school catchment area changes which affect: Haselworth Primary School & Alverstoke Community Infant School

Hampshire County Council has reviewed the school catchments in the area to revisit the arrangements for properties on Leep Lane, The Haven and the surrounding housing north of Clayhall Road. Hampshire County Council has been in discussion with the local schools about a proposed change to the catchment area.

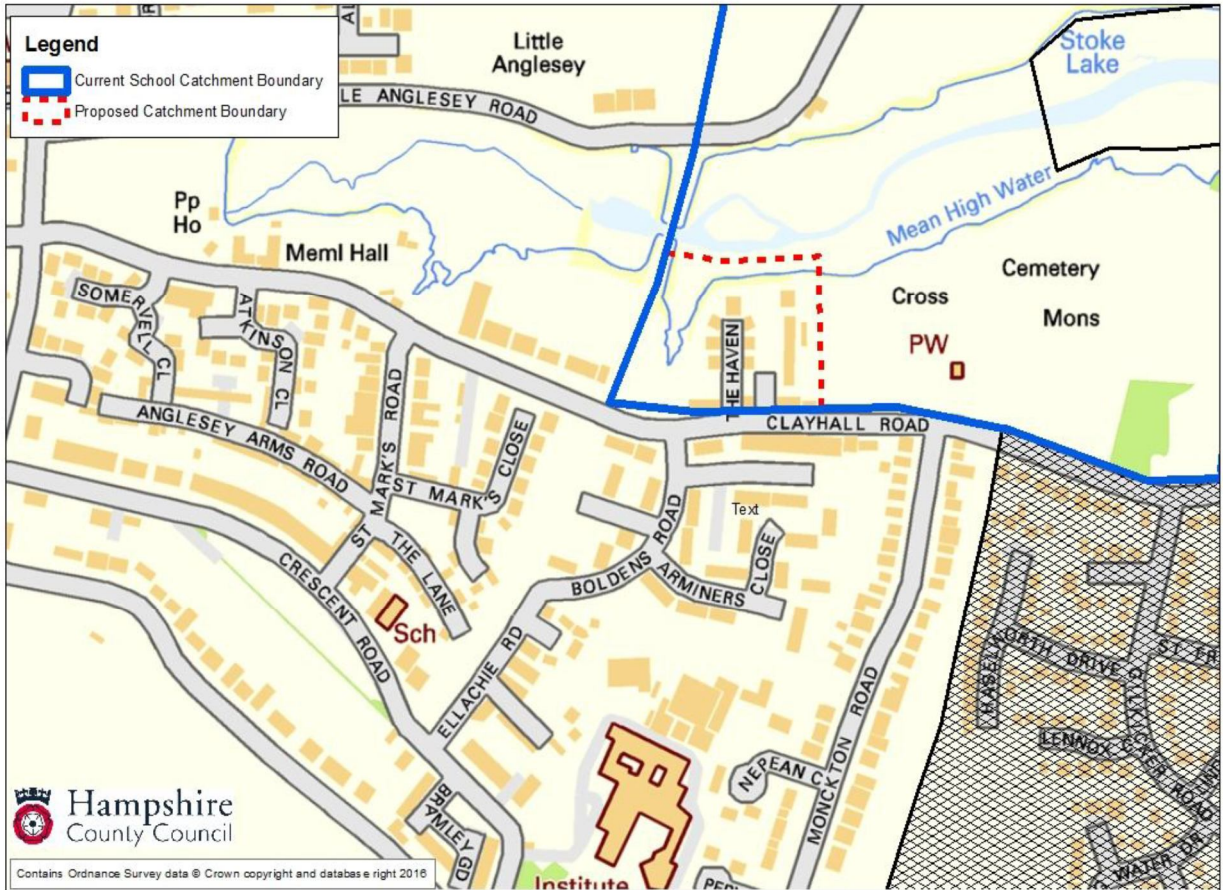
These properties currently fall within the catchment area of Haselworth Primary School. Due to the infrastructure and the location of the surrounding schools, it is impractical to leave the development in its current catchment area. It is therefore proposed that the catchment boundaries should be redrawn for admission from September 2019 onwards.

This proposed catchment change would move the catchment area boundary of Haselworth Primary School so that the whole of Leep Lane, The Haven and addresses north of Clayhall Road sit within the catchment area of Alverstoke Community Infant School. (The catchment area and admission arrangements for Alverstoke CE (Aided) Junior School already include these areas within its catchment so there is no change in relation to Junior admissions.)

Transitional arrangements are proposed by the County Council to mitigate the impact of this change for families currently living in the affected area with children already in the existing catchment school, as follows:

- ❖ Transitional arrangements for admission to Haselworth Primary School: A child starting school for the first time who has a sibling on roll at Haselworth Primary School (who was on roll prior to the catchment change and who will still be attending the school at the time of the younger child's admission), will also be given catchment priority for Haselworth Primary School up to, and including, admission in September 2024.

The proposed catchment areas that will apply from September 2019 are presented below:



Consultation on school catchment area changes which affect: Bursledon CE (Controlled) Infant School, Bursledon Junior School, Netley Abbey Infant School and Netley Abbey Junior School

Hampshire County Council has reviewed the school catchments to take account of planned new housing at a number of locations in the area. Hampshire County Council has been in discussion with the local schools and the Diocese of Winchester and Portsmouth in order to consider appropriate catchment arrangements for each school.

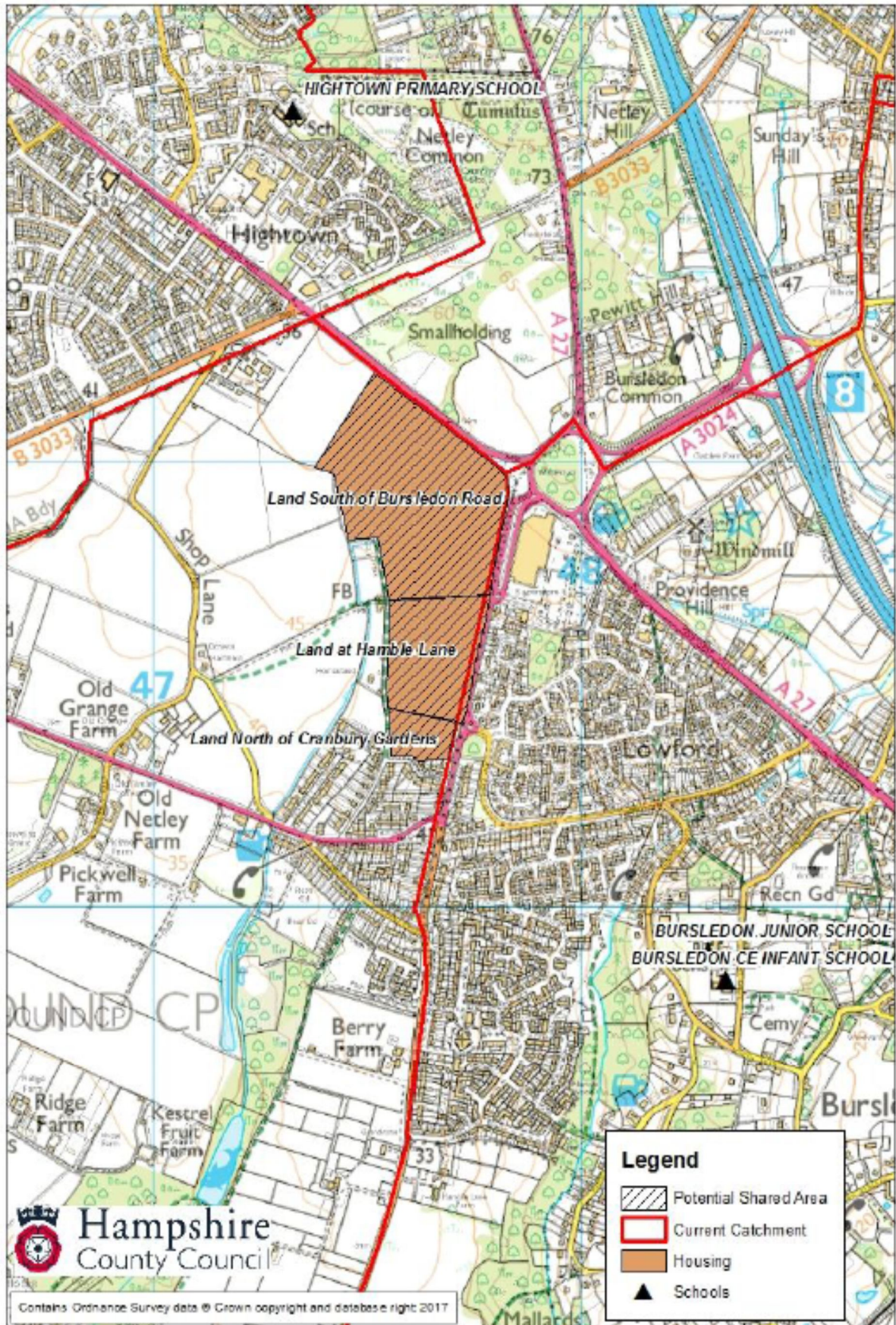
The new housing development proposed on Land South of Bursledon Road, Land at Jurd Way/West of Hamble Lane (Kingfisher Grange), Land North of Cranbury Gardens and Berry Farm currently falls within the catchment area of Netley Abbey Infant and Netley Abbey Junior School. However the new housing is closer to Bursledon CE Infant School and Bursledon Junior School and therefore more convenient for children to access those schools.

Hampshire County Council consulted on the following three catchment change options:

1. To form a shared catchment area for Bursledon CE (Controlled) Infant School, Bursledon Junior School and Netley Abbey Infant School, Netley Abbey Junior School to include the new housing developments proposed on Land South of Bursledon Road, Land at Jurd Way/West of Hamble Lane (Kingfisher Grange), Land North of Cranbury Gardens and Berry Farm.
2. To form a shared catchment area for Bursledon CE (Controlled) Infant School, Bursledon Junior School and Netley Abbey Infant School, Netley Abbey Junior School to include the new housing developments proposed on Land South of Bursledon Road, Land at Jurd Way/West of Hamble Lane (Kingfisher Grange) and Land North of Cranbury Gardens.
3. To move the catchment area boundary of Netley Abbey Infant and Netley Abbey Junior School so that new housing on Land South of Bursledon Road, Land at Jurd Way/West of Hamble Lane (Kingfisher Grange) and Land North of Cranbury Gardens sit within the catchment area of Bursledon CE Infant School and Bursledon Junior School.

Following consideration of the responses from the affected schools, the Diocese and local residents, Hampshire County Council proposes **option 2** and that the catchment boundaries should be redrawn for admission from September 2019 onwards.

The proposed catchment areas that will apply from September 2019 are presented below.



Consultation on school catchment area changes which affect: Bursledon CE Infant School, Bursledon Junior School and Kings Copse Primary School

Hampshire County Council has reviewed the school catchments to accommodate the new housing at Land East of Dodwell Lane (Latitude). Hampshire County Council has been in discussion with the local schools about a proposed change to the catchment area.

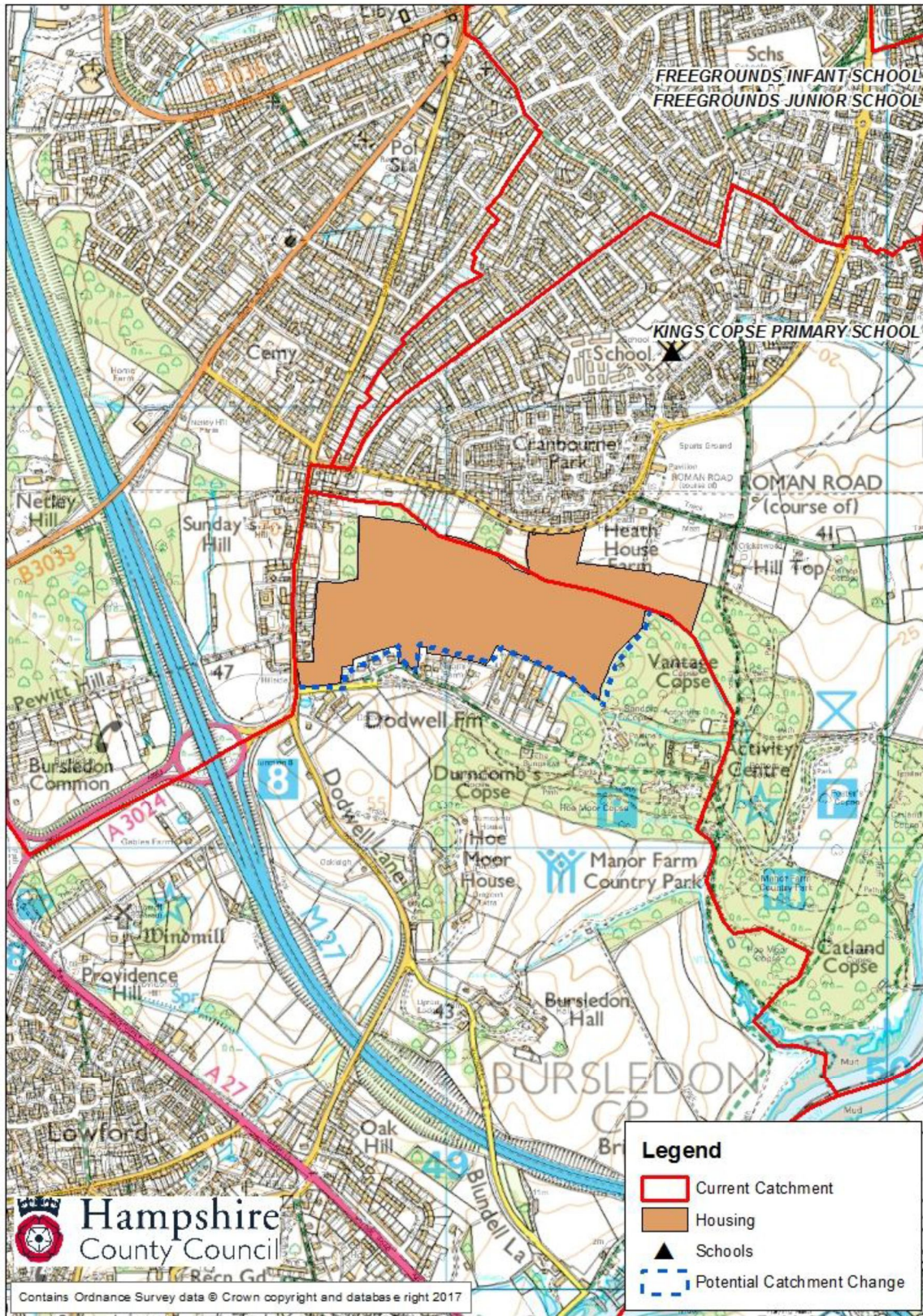
The new housing on Land East of Dodwell Lane (Latitude) currently falls within the catchment area of Bursledon CE Infant School and Bursledon Junior School. However the new housing is closer to Kings Copse Primary School and therefore it will be more convenient for children to attend that school. It is therefore proposed that the catchment boundaries should be redrawn for admission from September 2019 onwards.

This proposed catchment change would move the catchment area boundary of Bursledon CE Infant School and Bursledon Junior School so that all of the new housing at the Land East of Dodwell Lane (Latitude) and all existing properties directly East of Dodwell Lane sit within the catchment area of Kings Copse Primary School.

Transitional arrangements are proposed by the County Council to mitigate the impact of this change for families currently living in the affected area with children already in the existing catchment schools, as follows:

- ❖ Transitional arrangements for admission to Bursledon CE Infant School: A child starting school for the first time who has a sibling on roll at Bursledon CE Infant School or Bursledon Junior School who was on roll prior to the catchment change and will still be on roll at the time of the younger child's admission will also be given catchment priority for Bursledon CE Infant School up to and including admission in September 2024.
- ❖ Transitional arrangements for admission to Bursledon Junior School: A child starting school for the first time who has a sibling on roll at Bursledon Junior School who was on roll prior to the catchment change and will still be on roll at the time of the younger child's admission, will also be given catchment priority for Bursledon Junior School up to and including admission in September 2021.

The proposed catchment areas that will apply from September 2019 are presented below.



Consultation on school catchment area changes which affect: Botley CofE (Controlled) Primary School, Freegrounds Infant School and Freegrounds Junior School

Hampshire County Council has reviewed the school catchments to take account of planned new housing in the area including a new Primary Free School on Boorley Park. Hampshire County Council has been in discussion with the local schools, Wildern Academy Trust (sponsor of the new primary free school at Boorley Park) and the Diocese of Portsmouth and Winchester in order to consider appropriate catchment arrangements for each school.

New Primary School at Boorley Park

The new housing developments at Boorley Park and Crows Nest Lane currently fall within the catchment area of Botley CE Primary School. Wildern Academy Trust, as the admissions authority for the new free school, will conduct a separate consultation to establish admission arrangements for the new school. Subject to the outcome of that consultation Hampshire County Council anticipates moving the new housing at Boorley Park and Crows Nest Lane into the admissions arrangements for the proposed new free school on Boorley Park. For families in the affected area with children already in Botley CE Primary School the following transitional arrangement will be put in place:

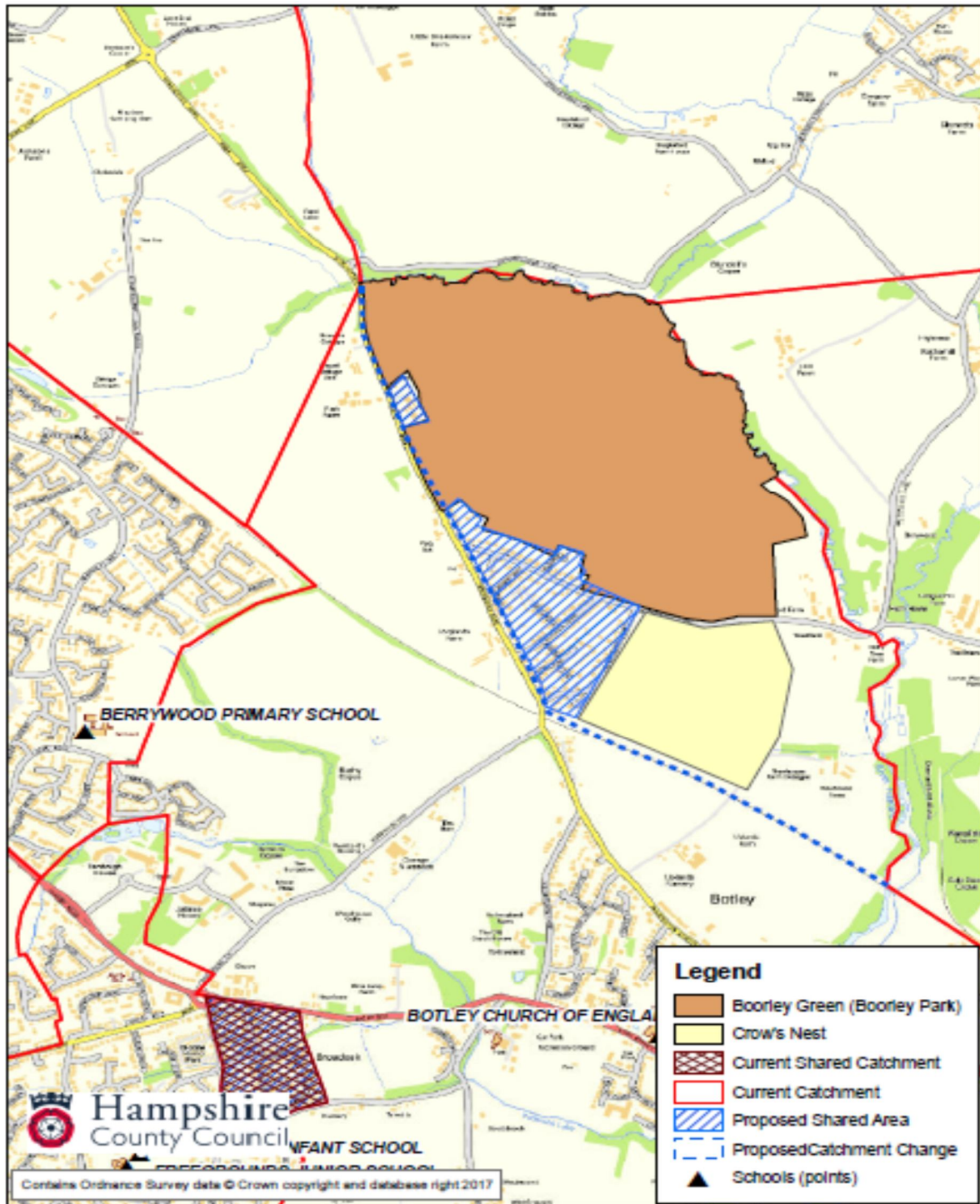
- ❖ Children starting school for the first time who have a sibling on roll at Botley CE Primary School who was on roll prior to the catchment change and will still be on roll at the time of the younger child's admission, will be given catchment priority for Botley CE Primary School up to and including admission in September 2024.

It is proposed that the catchment boundaries be redrawn for school admissions from September 2019 onwards

Boorley Green

Boorley Green is currently in the catchment area of Botley CE Primary School. Due to the close proximity of the new free school planned to open on Boorley Park in 2019 we propose to create a shared catchment arrangement whereby children from Boorley Green would be in the catchment area for Botley CE Primary School and the new primary school on Boorley Park. Wildern Academy Trust, as the admissions authority for the new free school, will conduct a separate consultation to establish admission arrangements for the new school but have agreed in principle to this arrangement. It is therefore proposed that, subject to the outcome of the consultation by Wildern Academy Trust, these catchment arrangements would be implemented for school admissions from September 2019 onwards.

The proposed catchment area map that will apply from September 2019 is presented below:



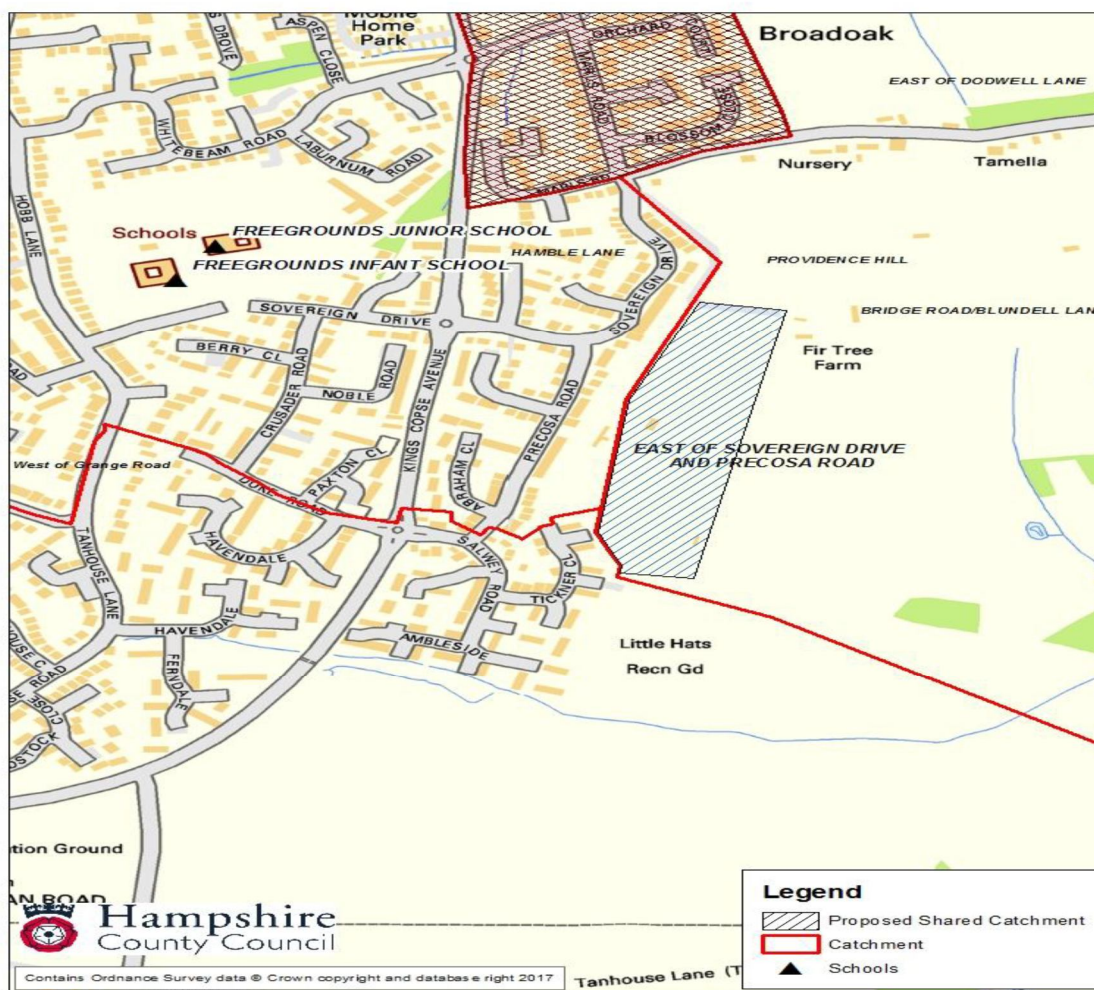
Land East of Sovereign Drive and Precosa Road

The new housing development proposed on land East of Sovereign Drive and Precosa Road currently falls within the catchment area of Botley CE Primary School, however the new housing would be closer to Freegrounds Infant School and Freegrounds Junior School and therefore it would be more convenient for children from this development to access these schools.

Hampshire County Council consulted on the following two catchment change options:

1. To create a shared catchment area for both Botley CE Primary School and Freegrounds Infant School and Freegrounds Junior School encompassing the new housing on the land East of Sovereign Drive and Precosa Road.
2. To move the catchment area of Freegrounds Infant School and Freegrounds Junior School to include new housing on the land East of Sovereign Drive and Precosa Road. For families in the affected area with children already in the existing catchment schools transitional arrangements will be implemented as follows:
 - ❖ Transitional arrangements for admission to Botley CE Primary School: A child starting school for the first time who has a sibling on roll at Botley CE Primary School who was on roll prior to the catchment change and will still be on roll at the time of the younger child's admission will also be given catchment priority for Botley CE Primary School up to and including admission in September 2024.

Following consideration of the responses from the affected schools, the Diocese and local residents, Hampshire County Council proposes **option 1** and that the catchment boundaries should be redrawn for admission from September 2019 onwards.



This page is intentionally left blank



Hampshire County Council

Nursery Admissions Policy

September 2019

Introduction

The Local Authority is responsible for admissions to nursery classes in community and voluntary controlled schools and to community and voluntary controlled nursery schools.

This policy should be used to determine admissions to nursery schools and units. Parents do not have a statutory right to appeal to an independent appeal panel in relation to nursery admissions so it is essential, therefore, that all admissions decisions can be justified by reference to the following criteria, taking into account the particular circumstances of individual schools and units.

A child is entitled to 15 hours a week, free learning and care in an early years setting from the start of the term following their third birthday, for 38 weeks in a full year. The key dates are 1 January, 1 April and 1 September. This entitlement will be offered to parents on a flexible basis and the nursery school or unit will advise parents of the patterns of attendance they can offer. Our offer will be **[insert offer]**.

Procedures for **[insert name of nursery]**

The **[insert name]** nursery can accommodate a maximum of **[insert admission number]** children. The patterns of attendance available are **[insert attendance options]**.

If you would like your child to come to this nursery, you must complete an application form and send or bring it to this school when your child is 2 years old, or as soon as possible after that.

The governors will consider applications in accordance with the admission criteria. They will let parents know by letter of their decision where possible at least half a term before admission, ordinarily this will be by the end of October, February and May. If your child is offered a place, you must confirm your acceptance to the school within two weeks otherwise the school may have to refuse places for other children unnecessarily.

The final decision on when a child is admitted, the number of hours a child is able to attend and his or her pattern of attendance, rests with the headteacher.

Admission criteria

The governors will consider all applications in accordance with the following criteria, set out in priority order. Length of time on *any* waiting list will not be taken into account.

Categories B & C contain examples of both special educational and social need.

A Looked after children or children who were previously looked after but immediately after being looked after became subject to an adoption order, a child arrangements order, or special guardianship order. [A looked after child is a child who is (a) in the care of a local authority, or (b) being provided with accommodation by a local authority in the exercise of their social services functions (see the definition in section 22(1) of the Children Act 1989). An adoption order is an order under section 46 of the Adoption and Children Act 2002 or section 12 of the Adoption Act 1976. Child arrangements orders are defined in section 8 of the Children Act 1989, as amended by section 12 of the Children and Families Act 2014. Child arrangements orders replace residence orders and any residence order in force prior to 22 April 2014 is deemed to be a child arrangements order. Section 14A of the Children Act 1989 defines a 'special guardianship order' as an order appointing one or more individuals to be a child's special guardian (or special guardians).]

B Children for whom there is a recommendation for nursery education by a health professional, social worker, educational psychologist, area Inco, outreach worker or education welfare officer on the basis of the child's special educational needs.

Examples of special educational needs, in no order of priority, might include:

- emotional and behavioural problems
- hearing difficulties
- lack of personal interaction and stimulation
- physical disabilities
- speech and language problems
- visual difficulties

C Children with social needs, based on information gained by the headteacher as part of the application procedure.

Examples of social needs, in no order of priority, might include:

- children who were multiple births (twins, triplets)
- a child with a confined play space

- a child from a one parent family
 - a child in a large family (four or more children)
 - a child with parents under 20 years of age
 - a child in sole care of grandparents
 - a child who has two or more siblings under 4 years of age
 - a child on the child protection register
 - a child of parents with disabilities
 - a child with English as an additional language
 - a child who is eligible for the 2 yr old early education grant
 - a child who is eligible for the 30 hours free childcare for working families (*subject to confirmation of the eligibility from the DfE and any identified priority groups within this (families who meet the 30 hours criteria and have moved from government unemployment benefits to employment will be given higher priority than those currently in employment.)*).
- D** Children with a brother or sister (including children living as siblings in the same family unit) with disabilities (as in A) that require a significant amount of additional support.
- E** Children who have a brother or sister (including children living as siblings in the same family unit) on the school roll who will still be attending (insert name) School, or a linked junior school, the following academic year.
- F** Children of staff who have, (1) been employed at the school for two or more years at the time at which the application for admission to the school is made, or (2) have been recruited to fill a vacant post for which there is a demonstrable skill shortage.
- G** Other children.

Tiebreaker

If the nursery is oversubscribed **within** any of the above categories (A –F), children in the year before they may start school will be given priority. Then preference will be given to children who live closest to the school based on a straight line measurement from school to the entrance of the property. Hampshire County Council’s Geographic Information Systems (GIS) will be used to confirm the order of applicants.

Other information

1. Applying for a place in Year R (FS2)

Admission to a reception class will be in accordance with the County Council's Admissions Policy for community and controlled infant and primary schools. **Admission to a nursery unit/school does not constitute any right of entry to the nearest local school, and places will be allocated according to that school's admissions policy.** Parents have the right not to send their children to school until the beginning of the term following their fifth birthday. Only in exceptional circumstances can children remain in the nursery beyond the normal admission date for reception classes (i.e. the September of the school year concerned).

2. Transport

Transport from home to the unit/school will only be provided where the child has been directed to the placement as part of an SEN assessment or statement against agreed criteria. In such circumstances, transport can only be recommended following an assessment of individual need by the Inclusion Branch of the Children Services Department.

3. Schools and those with parental responsibility for a child: (Guidance from the Department for Education)

The definition of a *parent* in the Education Acts includes:

- all natural parents whether they are married or not;
- any person who, although not a natural parent, has *parental responsibility* for a child or young person; and
- any person who, although not a natural parent, *has care* of a child or young person.

Having *parental responsibility* means assuming all the rights, duties, powers, responsibilities and authority that a parent of a child has by law. It is defined by the Children Act 1989. It gives parents the legal right to make decisions and choices, such as where the child will live or go to school etc. If the parents were married to each other at the time of a child's birth, or if they have been married to each other at any time since the child's conception, they each have parental responsibility.

Having *care* of a child or young person means that a person who the child lives with, irrespective of what their relationship is with the child, is considered to be a parent in education law.

**Responses to the statutory consultation on
Hampshire's proposed school catchment changes for 2019/20**

Catchment Change: Hounsme Fields and Kennel Farm developments

The consultation period opened on Friday 6 October 2017 for four weeks, closing on Friday 3 November 2017.

No responses received

Catchment Change: Leep Lane, The Haven and housing North of Clayhall Road

The consultation period opened on Friday 6 October 2017 for four weeks, closing on Friday 3 November 2017.

The consultation received one response which was fully supportive of the proposed catchment change.

The following response was received:

1)	<p>Subject: RE: Leep Lane, The Haven and North of Clayhall Road Catchment Change Consultation</p> <p>I note the consultation to propose catchment changes to areas within my Division.</p> <p>I fully support the proposals which will be of benefit to the children involved.</p> <p>Regards,</p> <p>Chris Carter</p> <p>C Cllr Gosport (Leesland &Town)</p>
----	--

Catchment Change: Land South of Bursledon Road, Land at Jurd Way/West of Hamble Lane (Kingfisher Grange), Land North of Cranbury Gardens and Berry Farm developments

The consultation period opened on Monday 21 November 2016 for six weeks, closing on Monday 02 January 2017.

The consultation received eighteen responses. Thirteen responses supported the proposed shared catchment areas. Two responses preferred option two. Two

responses objected to any of the proposed changes. One response expressed no preference.

The following response was received:

1)	<p>Subject: Consultation on school catchment area changes which affect: Bursledon CE (Controlled) Infant School, Bursledon Junior School, Netley Abbey Infant School and Netley Abbey Junior School</p> <p>Dear Mark,</p> <p>For the Consultation on school catchment area changes which affect: Bursledon CE (Controlled) Infant School, Bursledon Junior School, Netley Abbey Infant School and Netley Abbey Junior School, I would like to express support for option 1, with the addition of Old Netley.</p> <p>I am a resident of Old Netley (Pound Road) with my daughter attending Bursledon Junior School. I am concerned that the rest of Old Netley should also be included in the shared catchment area, particularly as there is no safe route to walk to the Netley Abbey schools from Old Netley. I know a significant number of other families in Old Netley whose children currently go to Bursledon, because it is closer and walking to school is feasible. If these new housing areas are joint catchment but the existing housing is not then parents in the existing area of Old Netley will be at a disadvantage compared with those in the new houses when it comes to applying to the Bursledon Schools. This will also be a disadvantage compared with the existing situation due to the increase in numbers.</p> <p>The joint catchment will give parents choice, meaning those whose commutes take them in the other direction can drop off at Netley on Route but those of us who want to walk to school will be able to go to a school where that is feasible.</p> <p>Best wishes, REDACTED</p> <p>P.S. the post office thinks Old Netley should be considered part of Bursledon!</p>
2)	<p>Re: Consultation on school catchment area changes which affect: Bursledon CE (Controlled) Infant School, Bursledon Junior School, Netley Abbey Infant School and Netley Abbey Junior School.</p> <p>Dear Mark Saunders</p> <p>Thank you for the consultation document you provided. The Diocesan Education Team support option number one. This option gives families the most choice as to the school they wish their child to attend and enables all of the schools to achieve good intake numbers. We understand that this is also the preferred option of Bursledon CE Infant School and of the PCC of St Paul's and St Leonard's, Bursledon. However, we would also request further consideration for 'Old Netley' to be included in the shared catchment area given its proximity to Bursledon CE Infant School and that it remains within the Ecclesiastical Parish of Bursledon.</p> <p>Yours sincerely Rob Sanders</p>

	Deputy Director of Education, Dioceses of Portsmouth and Winchester
3)	<p>Dear Mr Saunders,</p> <p>I would like to express my opinion that option 1 is the best catchment choice for our federation.</p> <p>Kind regards,</p> <p><i>Emma Elliott</i></p> <p>Head of School Bursledon Junior School</p>
4)	<p>Subject: catchment options</p> <p>Dear Mr Saunders,</p> <p>I would like to express my opinion that option 1 is the best catchment choice for our federation.</p> <p>Kind regards, REDACTED</p>
5)	<p>Subject: Consultation on school catchment area changes affecting Bursledon C of E Infants and Junior (CA) schools.</p> <p>Dear Mr. Saunders,</p> <p>As a long-standing member of Bursledon Parish Church, and the parent of two children who both benefited from an excellent education at both the infant and Junior schools, I support Option 1, i.e. the establishment of a shared catchment area for Bursledon CE (Controlled) Infant School, and Junior (CA) school, with Netley Abbey Infant and Junior Schools. This would afford Christian families who live outside the current boundary but who regularly worship at either of our two churches, the right to have their children educated in a school which is controlled and/or affiliated to the Church of England, where Christian values are both taught and implemented.</p> <p>For the same reason, I would support a similar solution to the problem of the catchment area for the new housing development east of Dodwell Lane, although I fully appreciate that the transitional arrangements would go some way to easing the process.</p> <p>Yours sincerely,</p> <p>REDACTED</p>
6)	<p>Subject: Consultation on school catchment area changes which affect: Bursledon CE (Controlled) Infant School, Bursledon Junior School, Netley Abbey Infant School and Netley Abbey Junior School</p> <p>Dear Mr Saunders</p> <p>I am a resident of Old Netley and, having given careful thought to Hampshire County Council's proposals regarding school catchment areas in the light of all the new building currently going on around Bursledon and the local area, I would like to inform you of my views.</p> <p>I do appreciate that with the influx of new families changes have to be made to the catchment areas and of the three proposals my preference would be for number one - ie, a shared catchment area between Bursledon and Netley Schools to include the new housing</p>

	<p>south of Bursledon Road, Kingfisher Grange and the land north of Cranbury Gardens and Berry Farm.</p> <p>However, may I suggest that you also consider whether it is possible to extend this plan to include the homes in between those areas, ie homes south of Cranbury Gardens as well as the area that makes up Old Netley? It seems to make perfect sense to me to take this opportunity to make all housing to the west of Hamble Lane - from Bursledon Road in the north down to Berry Farm in the south - included in the new shared catchment area.</p> <p>I have lived in Old Netley for nearly forty-three years and my own children attended Bursledon Infant and Junior schools before continuing their education at Hamble. Three of the reasons I chose to apply to Bursledon and not Netley at the time are a) because the schools were within safe and easy walking distance. I had no car at the time and the walk to Netley school from our home would have been very dangerous along roads with no pavements; b) I wanted my children to have an education at a school that had a strong Christian influence; c) all of my children's friends attended Bursledon as well so they had continuity and stability in their friendships as they transitioned to school life.</p> <p>I am aware that there are families living in Old Netley who attend the local church - St Paul's is less than a five minute walk away from here - and it makes sense to me that those families should also have the choice of sending their children to a Christian school if they so desire. By omitting Old Netley and the small surrounding area, they are unlikely to be considered for places at Bursledon, given the increase in the number of homes currently being built and also those planned for the future. This does not seem very fair, in my view.</p> <p>I thank you for all the work undertaken in order to make the best decision for local families and trust that you will take my views into consideration.</p> <p>With kind regards</p> <p>REDACTED</p>
7)	<p>Subject: Consultation Bursledon Infant(& Junior School) per Catchment Area changes re Netley Abbey Schools</p> <p>Dear Mr Saunders</p> <p>As a resident of Bursledon, a member of the Parochial Church Council for the Parish of Bursledon, and a parent whose children have all successfully attended the Bursledon Schools, <u>I support the proposed Option 1 for the Catchment Changes adjacent to Hamble Lane and Bursledon Road.</u></p> <p>I would however request that the Consultation reflects on the interests of the children in "Old Netley", where presently the Netley Abbey Schools receive 50% of the 50 children attending primary education, with the other 50% attending Bursledon School where parents with a local St. Paul's connection at Pilands Wood would prefer a Church School education for their children.</p> <p>REDACTED</p>
8)	<p>REF: CONSULTATION ON SCHOOL CATCHMENT AREA FOR NETLEY ABBEY JUNIOR SCHOOL</p> <p>Dear Mr Saunders,</p> <p>I have been instructed by the members of Hound Parish Council to reply to your letter dated</p>

	<p>30 October 2017.</p> <p>We are fortunate to have two Members of our Council who are also school governors. They have been kind enough to explain the background to this consultation at our Council meeting on the 6th November.</p> <p>As a Council we are very concerned at the enormous amount of new housing that is, or will be built in the area of our parish.</p> <p>For your information the parish and the schools have virtually the same area and therefore bounded by the two immovable boundaries namely the Solent and the City of Southampton boundary.</p> <p>It was noted that you have offered three options. However the Council was surprised at this and comments were made suggesting that two further options could/should be considered and put forward:</p> <p>Option 4 - No change</p> <p>Option 5 - Delay of two years to assess the actual impact on the number of school children from the sites</p> <p>We would also point out that these sites will not be fully occupied for at least 18 months (and possibly longer) for Jurd Way and 24 months for the estate south of Cunningham Gardens. The remaining two sites, the small one south of the Jurd Way development and the old Car Boot Site are still in the planning stage and therefore will be a minimum of 36 months before any occupation.</p> <p>I also understand that you have not included in this consultation the new estates that are or have been built on the North side of the A27. We are aware that another consultation is or has taken place and that the occupiers of all these houses will be offered Kings Copse School, which is ludicrous as Bursledon School is nearer.</p> <p>We suspect that you will not change, amend or add to this consultation/conclusion as you are limited by time. So under those circumstances, the Council would wish you to opt for option 2. We would stress that this is not our preferred option but one which is forced upon us.</p> <p>This option (in our opinion) will detract from the number of children who will then be refused the option for choice of schools. The council would also like to point out that whichever option is chosen, it will result in a large increase of traffic as the majority of the new pupils will use private transport to travel to school.</p> <p>Yours faithfully D Nevin Parish Clerk</p>
9)	<p>Dear Mr Saunders,</p> <p>On behalf of the members of Bursledon Parochial Church Council</p> <p>We are writing to you concerning the above consultation affecting the school catchment area changes for members of our Ecclesiastical Parish.</p> <p>During our recent PCC Meeting held on Monday 13th November, we welcomed a presentation from Hilary Bax and Andrew Milchard (Chair and Vice Chair of Governors at Bursledon Infant and Junior School's) to inform us of the proposed changes to the catchment area.</p> <p>After much discussion we unanimously agreed the Option 1, forming a shared catchment area to include the new housing developments on Land South of Bursledon Road, Land at Jurd Way/West of Hamble Lane (Kingfisher Grange), Land North of Cranbury Gardens and Berry Farm, is the change which should be implemented.</p> <p>The reasons agreed by the PCC are:</p> <ul style="list-style-type: none"> • It provides the best choice for parents/carers and for the schools involved.

- There are safe walking routes to the Bursledon Schools from all these housing developments. There are no safe routes from these developments, or Old Netley, to the Netley Abbey schools, as much of the journey is along narrow lanes without footways, where there is heavy traffic moving very quickly at peak times.
- It will help to reduce traffic volumes on Hamble Lane, which is an already heavily congested road at all times.
- It helps to provide a partial solution to the long running local problem of Bursledon Church families being within the ecclesiastical parish a brief walk from St Paul's Church, but outside the catchment area for the only church school in the neighbourhood for Christian families who wish a Church school education for their children.
- It will reduce the costs to Hampshire County Council of transporting children of Bursledon to Netley Abbey schools.

We do however, join the governors of Bursledon with their concerns that Christian residents of Old Netley are still out of catchment for their local church school, as the need for school places is increased, they will have more difficulty obtaining a Church school education for their children.

We do feel it is extremely important to ensure measures are put in place to protect the needs of these families and reduce the possibility of admissions appeals.

Please let me know if you require a hard copy of this letter.

Kind regards

Samantha Sly – PCC Secretary

Tel: 023 8040 6866

Email: office@bursledonparish.org

*The Parish Office, St Paul's Church, Oak Road, Bursledon,
Southampton, SO31 8DT*

Registered Charity Number: 1132121 (England & Wales)



Sam Sly

Administrator – Bursledon Parish Church

Telephone 023 80406866

10) Subject: Consultation on school catchment area change affecting Bursledon CE (C) Infant School, Bursledon Junior School, Netley Abbey Infant School and Netley Abbey Junior School

Dear Sir or Madam

I have reviewed the information on the website and am extremely pleased that the difficult question of catchment areas is being considered. I think that, to give parents choice and enable them to apply to local schools dependent upon their own circumstances Option 1 is the best option and I am in favour of this particularly because it assists in reducing local peak time traffic and also brings the church and school communities closer together.

As a resident of Old Netley I am disappointed that you have not taken this opportunity to consider the issues that the current lines of the catchment plan cause - namely that our children - who are within easy walking distance of the Bursledon pre-school, infant and junior school - are not given the security of being within the safety net of being within the

	<p>catchment of these excellent education providers. We have been extremely lucky that we have achieved places for our children at all of these establishments - but there has always been the chance that we would not. In practice the area of Old Netley is very much part of Bursledon and therefore it is very strange that our young people are not given these same opportunities. I am sure you are aware but in case you aren't the properties I am particularly referring to are shown coloured brown below.</p> <p>Best wishes REDACTED</p>
11)	<p>Subject: CONSULTATION ON SCHOOL CATCHMENT AREA CHANGES WHICH EFFECT BURSLEDON AND NETLEY ABBEY</p> <p>Good Afternoon,</p> <p>With reference to the letters received through my sons school – Bursledon Junior school, with relation to School catchment area changes.</p> <p>We currently live in Netley Abbey and have 1 child at Bursledon Juniors and one that left Bursledon Juniors and is now in year 8 at Hamble.</p> <p>We're slightly concerned that with all the new developments falling into Bursledon's catchment, that when my 2 year old son reaches the age where we are having to look at schools, he would be unable to attend our preferred school, noting this is the only Church of England School in the area. Preferably we would wish for option one (shared catchment) to enable parents to make their own decision and give others that live slightly outside of the current catchment a change of getting their child into a Church of England school.</p> <p>Kind Regards, REDACTED</p>
12)	<p>Consultation on school catchment area for Netley Abbey Junior School</p> <p>As the governing body of the school, we are hugely concerned about the proposed changes to our school catchment. Our reasons for this concern are evidenced below:</p> <ol style="list-style-type: none"> 1. At no point was an option given to keep the catchments the same 2. It has been directed to us that those on the north side of the M27 will be attending Kings Copse, rather than Bursledon which is the current catchment position. It would not be feasible to walk to Kings Copse from these developments. They are however, within walking distance to Bursledon. Equally, the Jurd Way development would not be feasible to walk to Bursledon, any more than it would be to get to Netley Abbey Junior School; particularly as the access to Bursledon is far more restricted than it would be to our school. There are three entrances from different roads to the Netley site, with only one for the Bursledon site. 3. No consultations regarding school catchments have been coordinated into one consultation 4. The catchment has not been consulted alongside the secondary school and The Hamble School are in agreement that they also cannot lose houses on the north side of the M27 5. As the school whose catchment was at risk of change, we were not consulted for 9-10 months during the beginning phase of the discussions

	<p>6. Our catchment is bordered by two immovable boundaries – The Solent and Southampton Local Authority. This will mean that the school catchment area will be very limited and could mean that the number of children could be limited. This will also mean that places could be filled by Southampton LA which causes problems for the school whereas a Hampshire school should be for Hampshire children.</p> <p>7. The implementation date for the change of catchment area is for the academic year September 2019-20. Basing this on projected figures and housing that isn't complete or occupied yet (especially as they are so far behind schedule) seems rash. The timeframe being considered is far too rapid, even though we recognise the need to plan strategically. The rate of build of housing doesn't seem to be catching up with your vision. Several of the developments you are working with are not even in the planning stages and are therefore several years away.</p> <p>8. Further to this point, the land to the west of Grange Road, along with the proposed Abbey Fruit Farm development, are two years away from the start of construction. The area known as Hamble Station is subject to a further challenge in the High Court also the land to the east of Grange Road is no longer being designated for housing, so any proposals for those to be included within the catchment are null and void and the figures used for those areas ignored..</p> <p>Therefore we strongly object and propose no change for at least two years; with this being reassessed following the timeframe. We appreciate responsibility for forward-planning, however the projections are too far and this should be one catchment consultation, not just a reduction of our catchment. All of the options given to us (as you can see from the evidence above) are incorrect and so, as the situation currently stands, we cannot be expected to agree to any extent.</p> <p>Yours sincerely,</p> <p>Mr John Forder on behalf of the Governing Body of Netley Abbey Junior School</p>
13)	<p>Response to consultation on school catchment area changes which affect Bursledon Church of England (Controlled) Infant School, Bursledon Junior School (Church Affiliated), Netley Abbey Infant School and Netley Abbey Junior School</p> <p>Dear Mr Saunders</p> <p>Thank you for the consultation document and the efforts which have been made to meet the varying needs of the different school and local communities.</p> <p>Governors discussed the proposals in detail on 2nd November and unanimously agreed that Option 1, forming a shared catchment area to include the new housing developments on Land South of Bursledon Road, Land at Jurd Way/West of Hamble Lane (Kingfisher Grange), Land North of Cranbury Gardens and Berry Farm, is the change which should be implemented.</p> <p>Our reasons are as follows:</p> <ul style="list-style-type: none"> • It provides the best choice for parents and carers • It is the fairest option for both the Bursledon and Netley Abbey schools

	<ul style="list-style-type: none"> • There are safe routes to the Bursledon schools from all these housing developments. There are no safe routes from these developments, or Old Netley, to the Netley Abbey schools, as a considerable part of the journey is along narrow lanes without footways, where there is heavy, fast moving traffic at peak times • It will reduce the amount of traffic on Hamble Lane, a very congested road at all times • It provides a partial solution to the long running local problem of Bursledon Church families being within the ecclesiastical parish and a few minutes' walk from St Paul's Church, but outside the catchment area for the only Church school in the neighbourhood for Christian parents wishing to have a Church school education for their children • It will reduce the cost to Hampshire County Council of transporting children from Bursledon to the Netley Abbey schools. <p>However, governors remain concerned that Christian residents of Old Netley are still out of catchment for their local Church school and that, with the expected increased pressure on school places, it is likely that they will have increasing difficulty in obtaining places at Bursledon for a Church School education for their children.</p> <p>Governors believe that it is important that measures are put in place to protect the needs of these families and reduce the likelihood of admissions appeals.</p> <p>Kind regards</p> <p>Hilary Bax Chair of Governors</p>
14)	<p>Consultation on school catchment area for Netley Abbey Junior School</p> <p>As Headteacher of the school, I am hugely concerned about the proposed changes to our school catchment. My reasons for this concern are evidenced below:</p> <ol style="list-style-type: none"> 1. At no point was an option given to keep the catchments the same 2. It has been directed to us that those on the north side of the M27 will be attending Kings Copse, rather than Bursledon which is the current catchment position. It would not be feasible to walk to Kings Copse from these developments. They are however, within walking distance to Bursledon. Equally, the Jurd Way development would not be feasible to walk to Bursledon, any more than it would be to get to Netley Abbey Junior School; particularly as the access to Bursledon is far more restricted than it would be to our school. There are three entrances from different roads to the Netley site, with only one for the Bursledon site. 3. No consultations regarding school catchments have been coordinated into one consultation 4. The catchment has not been consulted alongside the secondary school and The Hamble School are in agreement that they also cannot lose houses on the north side of the M27 5. As the school whose catchment was at risk of change, we were not consulted for 9-10 months during the beginning phase of the discussions 6. Our catchment is bordered by two immovable boundaries – The Solent and Southampton Local Authority. This will mean that the school catchment area will be very limited and could mean that the number of children could be

	<p>limited. This will also mean that places could be filled by Southampton LA which causes problems for the school whereas a Hampshire school should be for Hampshire children.</p> <p>7. The implementation date for the change of catchment area is for the academic year September 2019-20. Basing this on projected figures and housing that isn't complete or occupied yet (especially as they are so far behind schedule) seems rash. The timeframe being considered is far too rapid, even though we recognise the need to plan strategically. The rate of build of housing doesn't seem to be catching up with your vision. Several of the developments you are working with are not even in the planning stages and are therefore several years away.</p> <p>8. Further to this point, the land to the west of Grange Road, along with the proposed Abbey Fruit Farm development, are two years away from the start of construction. The area known as Hamble Station is subject to a further challenge in the High Court also the land to the east of Grange Road is no longer being designated for housing, so any proposals for those to be included within the catchment are null and void and the figures used for those areas ignored..</p> <p>Therefore I strongly object and propose no change for at least two years; with this being reassessed following the timeframe. I appreciate responsibility for forward-planning, however the projections are too far and this should be one catchment consultation, not just a reduction of our catchment. All of the options given to us (as you can see from the evidence above) are incorrect and so, as the situation currently stands, I cannot be expected to agree to any extent.</p> <p>Yours sincerely,</p> <p>Mrs S Nicholas-Bond Headteacher Netley Abbey Junior School</p>
15)	<p>Subject: Attention: Mark Saunders ref Changing boundries Burseldon school</p> <p>Dear Mr Saunders</p> <p>I am a parent whos son attends Bursledon Junior school. I have just read the consultation letter about changing school boundries, and the comments from the school governors.</p> <p>The school governors are totally unrepresentative of the majority of parents, so as a parent I wanted to send my concerns and comments. Burseldon school is a Church of England school, however the majority of families have no interest in religion at all and given the chioce would prefer school time was not wasted with church and religious teachings.</p> <p>By the governors reaction to your proposals their main concern is to protect their own interests which are children being able to attend the school as a religious choice. Boundries changing and so less families getting the choice to send their children to a Church of England school should be the least of their concerns. In the information they sent to parents this is the ONLY point they could find reason to show concern over.</p> <p>The large majority of parents only want to know how changes will effect the physical space available at the schools involved. Extra class rooms are relatively easy to add on but hall space and common areas are not.</p> <p>Another concern is for the immediate time scale, some of the new houses are now complete but school placement plans are not.</p>

	<p>Also will the boundries for Willdren and Hamble senior schools change. This is a bigger concern to parents whos children are already at junior schools in the area.</p> <p>I look forward to hearing from you and reading your comments. Please remember the governors will not advise on what is best for the area, the pupils already at the school and the parents. They advice on what best protects thier own intersts which is protecting church congregation numbers !</p> <p>I hope you find my comments useful,</p> <p>Regards REDACTED</p>
16)	<p>Re: consultation on School catchment area changes which effect Bursledon CE infant School Bursledon Junior School Netley Abbey infant and junior</p> <p>Dear Mark Saunders</p> <p>I would like to express my support for option 1 regarding the proposed catchment area changes I feel this is the fairest and safest option to all parties involved and also addresses the church parish issue .</p> <p>Thank you for the work and time that you have put into this review</p> <p>Yours Sincerely</p> <p>REDACTED Parent of 2 at Bursledon schools</p>
17)	<p>Response to consultation on school catchment area changes which affect Bursledon Church of England (Controlled) Infant School, Bursledon Junior School (Church Affiliated), Netley Abbey Infant School and Netley Abbey Junior School</p> <p>We are in sight of the above consultation document and are aware of the efforts which have been made to meet the varying needs of the different school and local communities.</p> <p>As we run the above preschool on the Bursledon School Campus we felt we wanted to respond to the consultation.</p> <p>We would like to put forward that Option 1, forming a shared catchment area to include the new housing developments on Land South of Bursledon Road, Land at Jurd Way/West of Hamble Lane (Kingfisher Grange), Land North of Cranbury Gardens and Berry Farm, is the change which should be implemented.</p> <p>The reason for this is that it provides the best choice for parents and carers; is the safest route for parents and carers to access Bursledon schools as well as the preschool and would ultimately reduce the amount of traffic on Hamble Lane which is very busy at school drop off and pick up times.</p> <p>Yours sincerely</p>

	REDACTED
18)	<p style="text-align: right;">Governing Body Netley Abbey Infant School Westwood Road Netley Abbey SO31 5EL</p> <p>Mark Saunders Strategic Development Officer Children's Services Department Hampshire County Council Elizabeth II Court North The Castle Winchester SO23 8UG</p> <p>16th November 2017</p> <p>Dear Mr. Saunders,</p> <p>Reference: Consultation on school catchment area changes which affect Bursledon CE (Controlled) Infant School, Bursledon Junior School, Netley Abbey Infant School and Netley Abbey Junior School</p> <p>The governing body of Netley Abbey Infant school have reviewed the documents relating to the strategic school place planning for the Hambble area and our preference would be for option 2 - to form a shared catchment area for Bursledon CE (Controlled) Infant School, Bursledon Junior School and Netley Abbey Infant School, Netley Abbey Junior School to include the new housing developments proposed on Land South of Bursledon Road, Land at Jurd Way/West of Hambic Lane (Kingfisher Grange), and Land North of Cranbury Gardens.</p> <p>We feel that this is the best option because:</p> <ol style="list-style-type: none"> 1. It gives maximum choice for families moving into the area to allow them to go to the school that best suits their busy lives and the school with the most suitable vision 2. It will allow us to sustain the long-term intake for our school and make sure that the majority of our cohort come from within our local community 3. Given the number of new housing developments along Providence Hill and Bridge Road (aka A27), as well as the areas along Hambic Lane and looking at the numbers of children, we feel that there is not a significant difference in the forecast for school intake so it would be therefore best to have a shared catchment. <p>Yours sincerely,</p> <div style="background-color: black; width: 150px; height: 30px; margin: 5px auto;"></div> <p>Rosie Nicol-Harper Chair of Governors Netley Abbey Infant School</p>


Catchment Change: Land East of Dodwell Lane (Latitude) and all existing properties directly East of Dodwell Lane

The consultation period opened on Monday 30 October 2017 for four weeks, closing on Friday 24 November 2017.

The consultation received five responses, all of which were supportive of the proposed catchment change.

The following response was received:

1)	<p>Subject: Consultation Catchment Area re Kings Copse School and Bursledon Schools for Land East of Dodwell Lane</p> <p>Dear Mr Saunders</p> <p>Again as a resident of Bursledon, a member of the Parochial Parish Council, and a parent whose children sucesfully completed their education at the Bursledon Schools and later at the Hamble (Secondary) Shool, I believe this proposed Catchment change in favour of Kings Copse is correct on the basis of safe access for attending children from the expected 250 houses included in this development.</p> <p>My only reservation is the future impact on Hamble Secondary School, which is the logical transition for the children in Bursledon moving on from Primary to Secondary Education. This relates to the numbers of future children attending Hamble School, to ensure it remains viable on the basis of current funding formulas and hence ability to provide a high standard of secondary education for Bursledon Parish children and young people.</p> <p>REDACTED</p>
2)	<p>Subject: Consultation on school catchment area chanes which affect: Bursledon CE Infant School, Bursledon Junior School and Kings Copse Primary School</p> <p>Dear Mr Saunders,</p> <p><u>On behalf of the members of Bursledon Parochial Church Council</u></p> <p>We are writing to you concerning the above consultation affecting the school catchment area changes for members of our Parish.</p> <p>During our recent PCC Meeting held on Monday 13th November, we welcomed a presentation from Hilary Bax and Andrew Milchard (Chair and Vice Chair of Governors at Bursledon Infant and Junior Schools) to inform us of the proposed changed to the catchment area.</p> <p>We would like to stress we recognise the need to adjust catchment areas, the location of the new housing site East of Dodwell Lane and its proximity to Kings Copse Primary school with the need of safe routes to the school.</p> <p>After much discussion the PCC would like to make the following points:</p> <ul style="list-style-type: none"> • The existing housing and a proportion of the new housing site is in the ecclesiastical

	<p>Parish of Bursledon and currently in the catchment area of Bursledon Church of England Infant School and Bursledon Junior School, which is affiliated to the Diocese of Winchester and Portsmouth. If this change is made, it will create an issue for Church families wishing to have a Church School education for their children similar to one we currently have for those families who live west of Hamble Lane. With the pressure of school places increasing, it will be more difficult for those families living within the ecclesiastical parish of Bursledon but out of catchment for the Bursledon Schools to receive this education for their children.</p> <ul style="list-style-type: none"> • Measures need to be in place to protect the needs of these families thus helping to minimise the need for admissions appeals. • We are concerned what impact this may cause on the Hamble School. <p>Please let me know if you require a hard copy of this letter.</p> <p>Kind regards</p> <p>Samantha Sly – PCC Secretary Tel: 023 8040 6866 Email: office@bursledonparish.org</p> <p><i>The Parish Office, St Paul's Church, Oak Road, Bursledon, Southampton, SO31 8DT Registered Charity Number: 1132121 (England & Wales)</i></p> <p>Sam Sly Administrator – Bursledon Parish Church Telephone 023 80406866</p> 
3)	<p>Re: Consultation on school catchment area changes which affect: Bursledon CE (Controlled) Infant School, Bursledon Junior School and Kings Copse Primary School</p> <p>Dear Mark Saunders</p> <p>Thank you for the consultation document you provided. Given that the new properties will be in close proximity to Kings Copse Primary School; that there is other new housing being built that will remain in Bursledon Infant's catchment area; that only a minimal number of properties currently exist on the piece land being added to King's Copse catchment area and therefore capacity is not being removed from Bursledon CE Infant School; together with the geographical boundary of the M27 making it difficult to create safe routes to school (other than by car), the Diocesan Education Team accept that the proposals constitute an appropriate change. However, we would ask for further consideration regarding the proportion of the new development that remains within the Ecclesiastical Parish of Bursledon be designated a shared catchment to give those residents greater choice.</p> <p>Yours sincerely Rob Sanders Deputy Director of Education, Dioceses of Portsmouth and Winchester</p>
4)	<p>Subject: Consultation on school catchment area changes which affect: Bursledon CE Infant School, Bursledon Junior School and Kings Copse Primary School</p> <p>Good Day Mr. Saunders</p>

	<p>Having studied your proposals and the map, this is a very sensible move especially as access to the Bursledon Schools from the development North of Dodwell Lane would cause further traffic congestion in the surrounding area.</p> <p>The only safe way the children could get to Bursledon from that new development would be by car, or school bus (which incurs further cost). Dodwell lane is far too dangerous to walk along as at busy times it is used as an alternative route to avoid the Windover Round-a-bout.</p> <p>Clearly in the next 5 to 10 years the various developments west of Hamble lane are already going to generate an increase in the capacity for the Bursledon Schools.</p> <p>Your option 1 appears to assist in helping to partly address these issues. I would propose this option is adopted.</p> <p>I need to ask as no one appears to answer my question, can you tell me, for the developments west of Hamble lane, what contributions are the developers making towards additional facilities, or new classrooms for the schools?</p> <p>Thanking you in advance</p> <p>REDACTED</p>
5)	<p>Response to consultation on school catchment area changes which affect Bursledon Church of England (Controlled) Infant School, Bursledon Junior School (Church Affiliated) and Kings Copse Primary School</p> <p>Dear Mr Saunders</p> <p>Thank you for the relevant consultation document.</p> <p>We recognise the need to adjust catchment areas, the proximity of the new housing East of Dodwell Lane to Kings Copse Primary school and that there are safe routes to that school.</p> <p>Governors discussed this proposal in detail on 2nd November and wish to make the following points:</p> <ul style="list-style-type: none"> • We would like clarification of the proposed boundary change. The text states that it will include all existing housing East of Dodwell Lane but the map does not include housing adjacent to the eastern side of Dodwell Lane or Dodwell Farm • The existing housing and a proportion of the new development is in the ecclesiastical Parish of Bursledon and currently within the catchment area of Bursledon Church of England Infant School and Bursledon Junior School, which is affiliated to the Dioceses of Winchester and Portsmouth. If the decision is made to put this change into effect, it will create the same issue for Church families wishing to have a Church School education for their children that we already have with families who live West of Hamble Lane. With the rapidly increasing pressure on school places locally, it will become increasingly difficult for Christian families living within the ecclesiastical Parish of Bursledon but outside the catchment area for the Bursledon Schools to receive a Church School education for their children.

	<ul style="list-style-type: none"> • Measures need to be put into place to protect the needs of these of these families and to reduce the likelihood of admissions appeals. • We are concerned at the potential impact on The Hamble School <p>Kind regards Hilary Bax Chair of Governors Federation of Bursledon (CE (C) Infant and Bursledon Junior School (CA)</p>
--	---

Catchment Change: Land East of Sovereign Drive and Precosa Road, the Boorley Park and Crows Nest developments

The consultation period opened on Monday 30 October 2017 for four weeks, closing on Friday 24 November 2017.

The consultation received two responses which were fully supportive of the proposed shared catchment area.

The following response was received:

1)	<p>Dear Mark,</p> <p>Thank you for sending us the consultation on school catchment area changes that affects us here at Botley C of E Primary School.</p> <p>We would like to respond to the consultation document in the following ways:</p> <ol style="list-style-type: none"> 1. We support the proposal for Boorley Park in that, whilst it will fall into the catchment area of the new school, those with siblings at Botley C of E Primary School will be given catchment priority here. Although you have given an end date to this arrangement please note that it is important to us and the affected families that all siblings are able to attend Botley, even after the given 'cut off' date. 2. We support the proposal for Boorley Green being a shared catchment area and appreciate you listening to our views on this matter during our earlier discussions. We would welcome the opportunity to work with Wildern Academy Trust on making this work effectively. 3. We support Option 1 for the land to the east of Sovereign Drive and Precosa Road to make this a shared catchment area for Botley C of E Primary School and Freegrounds Infant and Junior Schools. <p>We note that catchment area changes are due to be redrawn for admissions from September 2019. We would question whether the Boorley Park School will be fully open and operational at this time and that there will be sufficient numbers from the new</p>
-----------	---

	<p>development to make this possible.</p> <p>It would be helpful for us to know as soon as possible what the Local Authority's plans are for the increased number of children within our existing catchment area (including the Boorley Park development) for September 2018. Specifically, if there is any further information on the school's PAN of 45 and if this would need to be increased to serve the needs of the growing community. As you know, we believe that with only modest changes undertaken to the school we could accommodate additional numbers.</p> <p>Finally, we would like to revisit our question from earlier in this process where we asked what the arrangement will be with regard to educating older primary age children who move into the Boorley Park development.</p> <p>We would welcome the opportunity to discuss this further.</p> <p>Yours Sincerely,</p> <p>Mr. J. Cooil Headteacher Botley C of E Primary School</p> <p>Mr. K. Barton Chair of Governors Botley C of E Primary School</p>
2)	<p>Re: Consultation on school catchment area changes which affect: Botley CofE (Controlled) Primary School, Freegrounds Infant School and Freegrounds Junior School</p> <p>Dear Mark Saunders</p> <p>Thank you for the consultation document you provided.</p> <p>Boorley Green The Diocesan Education Team accept as reasonable the proposed changes to Botley CE Primary School's catchment area and the timescales for transition arrangements. We agree that Boorley Green should be a shared catchment area to enable families already attending Botley CE Primary School to send other siblings to the same school.</p> <p>Land East of Sovereign Drive and Precosa Road The Diocesan Education Team support option number one; given that these areas exist within Botley Ecclesiastical Parish, this option gives families the most choice as to the school they wish their child to attend.</p> <p>Yours sincerely Rob Sanders Deputy Director of Education, Dioceses of Portsmouth and Winchester</p>

*All of the above consultations were conducted by letter, email and added to the corporate list of active consultations:
(<https://www.hants.gov.uk/aboutthecouncil/haveyoursay/consultations>).*

This page is intentionally left blank

HAMPSHIRE COUNTY COUNCIL

Decision Report

Decision Maker:	Executive Member for Education
Date:	21 February 2018
Title:	School term and holiday dates for 2019/20
Report From:	Director of Children's Services

Contact name: Martin Goff (Head of Information, Transport and Admissions)

Tel: 01962 846185

Email: martin.goff@hants.gov.uk

1. Recommendation

- 1.1. It is recommended that the Executive Member for Education approves the school term and holiday dates that are supported by CoSWoP and are set out in Appendix 1 of the report, for the school year 2019/20.

2. Executive Summary

- 2.1. The purpose of this paper is to inform the Executive Member for Education on the need to decide the pattern of school term and holiday dates for school year 2019/20 and to note the outcomes of the consultation process that has been followed.

3. Contextual information

- 3.1. It is the responsibility of a local authority to schedule a school year which provides the statutory 190 pupil days and 195 teacher days in voluntary controlled and community schools. The structure for delivering this entitlement has been the subject of national and local debate in recent years.
- 3.2. The Local Government Association (LGA) National Standing Committee on the School Year has, in the past, been active in seeking to establish a National School Year but this process has now ended.
- 3.3. Hampshire teachers' professional associations, represented by the Conditions of Service Working Party (CoSWoP), have worked closely with officers of the local authority over several years in order to secure an agreed approach to setting dates for the county's schools.
- 3.4. Establishing more balanced term lengths with regular breaks supports an aim of the corporate strategy, to maximising wellbeing, by helping schools and families to plan learning more effectively. Another aim, Hampshire, safer and more secure for all, is supported by achieving agreement on dates across the county, so that schools and their communities can work effectively together in school and out of school hours.

- 3.5. Children benefit from good attendance in school; in particular it supports educational achievement and lays the foundation for a positive contribution to society and economic well-being. Properly structured periods of learning and rest help children to remain healthy, enjoy their school time and achieve more. The publication of dates well in advance enables families to plan holidays and arrange childcare so that school attendance need not be compromised.
- 3.6. The Government proposed that all schools shall set their own school year. They progressed legislation that would require this but have since advised that they do not intend enacting the new legislation.

4. Current Position

- 4.1. For the school year 2019/20 Hampshire County Council (HCC) and representatives from CoSWoP devised a pattern of school term and holiday dates. It included all the features that are an aim of the consultation in Hampshire.
- 4.2. The proposed pattern of holiday and term dates is shown in Appendix 1. Key features of the proposed pattern are half term lengths that are consistent with the usual school year pattern taking account of Christmas, Easter and summer GCSE and A Level examinations timetable.
- 4.3. Schools were invited to comment on their preferred pattern of dates via a School's Communication dated 27 November 2017, comments being required by 12 January 2018. In total, 107 schools responded.
- 4.4. The consultation asked schools for their views on two key questions. First when should half term be in the Autumn term with a choice between the holiday being set so that either: the half term finishes on Friday 18th October with the return to school on Monday 28th October or finish on Friday 25th October and back to school on Monday 4th November. (In effect the choice is between a 7 week half term followed by 8 weeks in the lead up to Christmas or 8 weeks followed by 7 weeks)
- 4.5. Second the most obvious pattern to propose starts with a full week in school on Monday 2 September. Following through starting on that date leads to the 39 weeks of the school year with one additional day on Monday 20 July 2020. When faced with this arrangement before, schools have used twilight Inset sessions to enable pupils and teachers to finish on the previous Friday. With this arrangement, the following school year would most likely start on Tuesday 1 September 2020 but note that the August Monday Bank Holiday is the last day of August. An alternative is to create a part week at the beginning and end of the school year, i.e. start on Wednesday 4 September and finish on Wednesday 22 July. This in turn proposes a later start to the Autumn term in September 2020.
- 4.6. Consequently there were four options within the consultation;
 - 1a Start on Monday 2 September, finish on Monday 20 July and take the Autumn Half Term holiday in the 'earlier' slot.
 - 1b Start on Monday 2 September, finish on Monday 20 July and take the Autumn Half Term holiday in the 'later' slot.

2a Start on Wednesday 4 September, finish on Wednesday 22 July and take the Autumn Half Term holiday in the 'earlier' slot.

2b Start on Wednesday 4 September, finish on Wednesday 22 July and take the Autumn Half Term holiday in the 'later' slot.

Schools were asked which option they preferred:

4.7. Responses were as follows:

Option 1A	Option 1B	Option 2A	Option 2B
6	47	6	48

The full list of schools that replied and their responses are included as Appendix 2.

4.8. Option 1B and 2B were preferred by schools. This gives a clear steer on the timing of the Autumn half term. The two preferred options received very similar support. Option 2B is recommended to the Executive Member; it provides the best balance when considering the 2020 summer holiday as it will avoid needing to start the school year immediately after the very late August bank holiday Monday.

Appendix 1

SEPTEMBER 2019						OCTOBER 2019						NOVEMBER 2019							
M		2	9	16	23	30	M		7	14	21	28	M		4*	11	18	25	
T		3	10	17	24		T	1	8	15	22	29	T		5	12	19	26	
W		4*	11	18	25		W	2	9	16	23	30	W		6	13	20	27	
T		5	12	19	26		T	3	10	17	24	31	T		7	14	21	28	
F		6	13	20	27		F	4	11	18	25#		F	1	8	15	22	29	
S		7	14	21	28		S	5	12	19	26		S	2	9	16	23	30	
S	1	8	15	22	29		S	6	13	20	27		S	3	10	17	24		
DECEMBER 2019						JANUARY 2020						FEBRUARY 2020							
M		2	9	16	23	30	M		6*	13	20	27	M		3	10	17	24*	
T		3	10	17	24	31	T		7	14	21	28	T		4	11	18	25	
W		4	11	18	25		W	1	8	15	22	29	W		5	12	19	26	
T		5	12	19	26		T	2	9	16	23	30	T		6	13	20	27	
F		6	13	20#	27		F	3	10	17	24	31	F		7	14#	21	28	
S		7	14	21	28		S	4	11	18	25		S	1	8	15	22	29	
S	1	8	15	22	29		S	5	12	19	26		S	2	9	16	23		
MARCH 2020						APRIL 2020						MAY 2020							
M		2	9	16	23	30	M		6	13	20*	27	M		4	11	18	25	
T		3	10	17	24	31	T		7	14	21	28	T		5	12	19	26	
W		4	11	18	25		W	1	8	15	22	29	W		6	13	20	27	
T		5	12	19	26		T	2	9	16	23	30	T		7	14	21	28	
F		6	13	20	27		F	3#	10	17	24		F	1	8	15	22#	29	
S		7	14	21	28		S	4	11	18	25		S	2	9	16	23	30	
S	1	8	15	22	29		S	5	12	19	26		S	3	10	17	24	31	
JUNE 2020						JULY 2020						AUGUST 2020							
M	1*	8	15	22	29		M		6	13	20	27	M		3	10	17	24	31
T	2	9	16	23	30		T		7	14	21	28	T		4	11	18	25	
W	3	10	17	24			W	1	8	15	22#	29	W		5	12	19	26	
T	4	11	18	25			T	2	9	16	23	30	T		6	13	20	27	
F	5	12	19	26			F	3	10	17	24	31	F		7	14	21	28	
S	6	13	20	27			S	4	11	18	25		S	1	8	15	22	29	
S	7	14	21	28			S	5	12	19	26		S	2	9	16	23	30	

Bank and Public Holidays 2019/2020

Christmas Day	25 December 2019	Easter Monday	13 April 2020
Boxing Day	26 December 2019	May Day Holiday	4 May 2020
New Year's Day Holiday	1 January 2020	Spring Bank Holiday	25 May 2020
Good Friday	10 April 2020	Summer Bank Holiday	31 August 2020

* First day after break



School Holidays



Bank Holidays and National Holidays

#Last day before break

Autumn Term 2019 starts on Wednesday 4 September 2019 and ends on Friday 20 December 2019 (Half term from Monday 28 October to Friday 1 November 2019)

Spring Term 2020 starts on Monday 6 January 2020 and ends on Friday 3 April 2020
(Half term from Monday 17 February to Friday 21 February 2020)

Summer Term 2020 starts on Monday 20 April 2020 and ends on Wednesday 22 July 2020
(Half term from Monday 25 May to Friday 29 May 2020)

Term	Start date	End Date
Autumn 2019	4 September 2019	20 December 2019
	Half term 28 October- 1 November 2019	
Spring 2020	6 January 2020	3 April 2020
	Half term 17 February - 21 February 2020	
Summer 2020	20 April 2020	22 July 2020
	Half term 25 May – 29 May 2020	

Appendix 2

School	Option 1A	Option 1B	Option 2A	Option 2B
Trosnant Junior School		1		
Abbotts Ann CE Primary School		1		
All Saints C of E Primary School				1
Alton Infant School				1
Amery Hill School		1		
Andover C of E Primary		1		
Anstey Junior school		1		
Awbridge Primary School		1		
Barncroft Primary		1		
Barton Stacey C E Primary School				1
Brookfield School				1
Calmore Infant School		1		
Chandler's Ford Infant School				1
Clanfield Junior School		1		
Cliddesden Primary School				1
Colden Common Primary School		1		
Copythorne CE Infant School				1
Cranbourne Business and Enterprise College		1		
Crofton Anne Dale Junior School	1			
Crodall Primary School		1		
Crookhorn College	1			
Cupernham Infant School				1
Dogmersfield C of E Primary School		1		
Droxford Junior School			1	
Emsworth Primary School		1		
Farnborough Grange Nursery Infant Community School				1
Fernhill Primary School				1
Fleet Infant School		1		
Four Lanes Community Junior School				1
Four Marks C.E. Primary School		1		
Frogmore Community College		1		
Greatham Primary School				1
Hatherden CE (Aided) Primary School		1		
Hawley Primary School		1		
Heatherside Infant School		1		
Heatherside Junior School				1
Henry Beaufort School		1		
Hordle CE Primary School		1		
Horndean Technology College		1		
Hounslow School		1		

Icknield School		1		
John Hanson Community School				1
Kimpton, Thruxton And Fyfield Church Of England Primary				1
Kings' School		1		
Knightwood Primary School				1
Lockerley Endowed Church of England Primary School				1
Merdon Junior School				1
Micheldever C of E Primary School.				1
Netley Marsh CE Infant School				1
New Milton Infant School				1
Newlands Primary School		1		
Norman Gate School				1
North Baddesley Junior School				1
Northern Junior School				1
Northern Infant School				1
Nursling Primary School		1		
Oakley Church Of England Junior School			1	
Old Basing Infant School		1		
Orchard Infant School			1	
Pennington Infant School			1	
Pinewood Infant School				1
Portway Infant School		1		
Portway Junior School				1
Poulner Junior School				1
Priestlands School				1
Purbrook Junior School		1		
Purbrook Park School	1			
Red Barn Primary School				1
Rowledge C of E Primary	1			
Shakespeare Infant School				1
Sheet Primary School				1
Smannell and Enham CE (Aided) Primary School				1
South view Infant and Nursery		1		
South View Junior		1		
Sparsholt C of E Primary school				1
St Anthony's Catholic Primary School				1
St Bede C of E Primary School				1
St Bede's Catholic Primary School		1		
St Columba C. of E. Primary Academy				1
St Faith's C.E. Primary School				1
St James' Primary School				1
St John the Baptist Church of England Primary School				1
St John's Church of England Primary School				1
St Mark's CE Primary School	1			

St Martin's CE (Aided) Primary School				1
St Mary Bourne Primary	1			
St Michael and All Angels CE Infant School				1
St Michael's CE (Cont) Junior School				1
St Patrick's Catholic Primary		1		
St Peter's Junior School		1		
St Peter's Catholic Primary School		1		
St Thomas More's Primary school		1		
Stoke Park Junior School				1
Swanmore CE (A) Primary School		1		
The Ashwood Academy		1		
The Hurst Community College		1		
The Mountbatten School		1		
The Wavell School		1		
Trosnant Infant School		1		
Velmead Junior School		1		
Vernham Dean Gillum's C of E Primary		1		
Wellstead Primary School		1		
Western CE Primary School			1	
Weyford Nursery and Primary School			1	
Wherwell Primary School				1
Whiteley Primary School				1
Woodlea Primary School				1
Total:	6	47	6	48

CORPORATE OR LEGAL INFORMATION:

Links to the Strategic Plan

This proposal does not link to the Strategic Plan but, nevertheless, requires a decision because it is a duty of the Council, under section 32 of the Education Act 2002, to set the school year for its voluntary controlled and community schools.

Section 100 D - Local Government Act 1972 - background documents

The following documents discuss facts or matters on which this report, or an important part of it, is based and have been relied upon to a material extent in the preparation of this report. (NB: the list excludes published works and any documents which disclose exempt or confidential information as defined in the Act.)

Document

Location

None

IMPACT ASSESSMENTS:

1. Equality Duty

1.1. The County Council has a duty under Section 149 of the Equality Act 2010 ('the Act') to have due regard in the exercise of its functions to the need to:

- Eliminate discrimination, harassment and victimisation and any other conduct prohibited under the Act;
- Advance equality of opportunity between persons who share a relevant protected characteristic (age, disability, gender reassignment, pregnancy and maternity, race, religion or belief, gender and sexual orientation) and those who do not share it;
- Foster good relations between persons who share a relevant protected characteristic and persons who do not share it.

Due regard in this context involves having due regard in particular to:

- a) The need to remove or minimise disadvantages suffered by persons sharing a relevant characteristic connected to that characteristic;
- b) Take steps to meet the needs of persons sharing a relevant protected characteristic different from the needs of persons who do not share it;
- c) Encourage persons sharing a relevant protected characteristic to participate in public life or in any other activity which participation by such persons is disproportionately low.

1.2. Equalities Impact Assessment:

The school year will apply to all voluntary controlled and community schools. It will form the basis for the school year in Hampshire academies, foundation and voluntary aided schools (which are able to set their own school year). Also it is utilised by sixth form providers. The setting of the school year has a neutral impact for all the protected characteristic groups and other policy consideration groups.

2. Impact on Crime and Disorder:

2.1. None

3. Climate Change:

None